

AGENDA

REGULAR WATER COMMISSION MEETING AND STORM WATER CITIZEN ADVISORY BOARD MEETING

Monday, January 15, 2024

4:30 P.M.

Hauser Room – City Hall

NOTICE IS HEREBY GIVEN, pursuant to the requirements of Wis. Stats. Sec. 19.84, that a majority of the Neenah Common Council may be present at this meeting. Common Council members may be present to gather information about a subject over which they have decision making responsibility. This constitutes a meeting of the Neenah Common Council and must be noticed as such. The Council will not take any formal action at this meeting.

1. Approve Regular Meeting Minutes for December 18, 2023 (Attachment)
2. Approve the Invoices for December 2023 (Attachment)
3. Appearances
4. Old Business/New Business
 - A. Final Amended 2024 Operating and Capital Budget Approval (Attachment)
 - B. Request to Reallocate Reserve Accounts (Attachment)
 - C. Request to Reimburse the Developer for the Cost to Oversize Water Mains and Valves in the 1st Addition to Freedom Acres (Attachment)
 - D. Director's Report (Attachment)
 - E. Any Other Business That May Legally Come Before the Commission
 - F. Adjournment

*In accordance with the requirements of Title II of the Americans with Disabilities Act (ADA), the City of Neenah will not discriminate against qualified individuals with disabilities on the basis of disability in its services, programs, or activities. If you need assistance, or reasonable accommodation in participating in this meeting or event due to a disability as defined under the ADA, please call the **Water Utility Administrative Assistant at 920-886-6180** or the **City's ADA Coordinator at (920) 886-6106** or e-mail attorney@ci.Neenah.wi.us at least 48 hours prior to the scheduled meeting or event to request an accommodation.*

**MINUTES OF THE NEENAH WATER WORKS COMMISSION
AND
STORM WATER CITIZEN ADVISORY BOARD MEETING**
Regular Meeting – December 18, 2023
Hauser Room – City Hall

Present: Commissioners: Lang, Steiner, and Bauman, and Director Mach

Also Present: Deputy Director of Finance Kahl, Public Works Engineer Kummerow, Water Distribution Tech II Reader, Filter Plant Electrical Technician Herbst, Filter Plant Mechanical Technician Patton, and Relief Operator Preissner

Excused: President Schmeichel and Commissioner Hemes

Vice President Bauman called the meeting to order at 4:32 p.m.

Approve Meeting Minutes for November 20, 2023 – Following discussion, **M.S.C. Lang/Steiner to approve the November 20, 2023 Meeting Minutes.** All voting aye.

Approve the Invoices for November 2023 –Commissioners had no questions about invoices and charges from November 2023.

Following discussion, **M.S.C. Steiner/Lang to approve the November 2023 invoices.** All voting aye.

Appearances – None.

Old Business/New Business

Storm Water Report – Public Works Engineer Kummerow presented the Storm Water Report. Highlights of the report include the City's acquisition of the Bridgewood Pond, and update on the Harrison Pond, planning for the new Douglas Pond, and the Total Maximum Daily Load (TMDL) Report. Public Works staff are working on a proposal to determine what modifications would be necessary to qualify the Bridgewood Pond for TMDL credits. Expenses relating to the operation and evaluation of the pond would be the responsibility of the City. PW Engineer Kummerow explained the delays in the Harrison Pond are due to supply chain issues with materials. As an example, the electric service pedestal was ordered back in April, but has still not arrived. PW staff are working in conjunction with parks staff in the design of the Douglas Pond. The design of the pond will assist in mitigating flooding issues in the Commercial Street corridor. PW Engineer Kummerow explained the TMDL report along with the amounts of suspended solids and phosphorous are required to be removed in the storm water system before it discharges into local bodies of water. This is critical in protecting water quality in the entire region.

Following discussion, **M.S.C. Lang/Bauman to accept and place on file the Storm Water Report.** All voting aye.

Final 2024 Operating and Capital Budget Approval – Director Mach and Deputy Director of Finance Kahl presented the Final 2024 Operating and Capital Budget for Commission consideration. Commissioners noted the large estimate for Meter Expenses for 2023. Director Mach explained that this was due to the large quantity of meters purchased this year in order to take advantage of favorable pricing. However, he noted that this should be an expense account and not a capital account. Thus,

**Waterworks Commission and Storm Water Citizens Advisory Board Regular Meeting Minutes
December 18, 2023
Page 2 of 3**

the estimate for 2023 will not be correct. He also noted that we budgeted higher year over year for several line items, including Treatment Chemicals to cover projected yearly cost increases. Since the Cecil Tower painting is complete and under budget, he would like to look at reallocating healthy reserve account balances to other areas including the Meters/Endpoints Account. The development of the CIP did not take into account the endpoint replacement program that will be implemented in 2024. Thus, Director Mach asked the Commission if he can bring the CIP back early in 2024 for reapproval to cover the needed costs of this program. The total will be included in the Commercial meter replacement / Regular meter replacement program line item, but costs will be paid for through our reserve account.

Following discussion, **M.S.C. Steiner/Bauman to approve the Final 2024 Operating and Capital Budget.** All voting aye.

Request to Carry Over Unfinished Capital Projects from 2023 – Director Mach presented a memo explaining the status of the Carbon Dioxide Tank Replacement Project and the Fox River Crossing 12” Water Main Project. Extremely limited staff time and supply chain issues have caused these projects to be delayed and he is requesting an extension of these projects into 2024.

Following discussion, **M.S.C. Lang/Steiner to approve the request to carry over the Carbon Dioxide Tank Replacement Project and the Fox River Crossing 12” Water Main Project until the end of 2024.** All voting aye.

Discussion of Water Utility Salary Study – Director Mach presented the Neenah Water Utility Salary Study. Data for this study was gathered predominantly from Class AB surface water utilities of comparable size. Staff developed standardized position categories that matched as closely as possible with current Utility positions. The ranges were then graphed by utilizing Box and Whisker Plots. Director Mach explained how the data sets fit within the plots but did not provide any further analysis. Commissioners expressed their gratitude to all staff members that took the time to develop this study.

Following discussion, **No action required.**

Director’s Report –

1. Water Loss Report – Water loss is down considerably. Director Mach believes this may be due to seasonality. Also, Billing Clerk Stone corrected additional billing errors that quarter. There were a few main breaks in the period, but they were generally small.
2. Plant update – Staff repaired the hydraulic actuator on one of the UV reactors and replaced a motor and gearbox for a softener mixer.
3. Booster Station update – The footings are being poured and a temporary driveway has been installed.
4. Solar installation update – The array is operating well, especially with the greater than usual amount of sunlight available this season.
5. The next regular Waterworks Commission meeting is scheduled for Monday, January 15, 2024.

**Waterworks Commission and Storm Water Citizens Advisory Board Regular Meeting Minutes
December 18, 2023
Page 3 of 3**

Following discussion, **M.S.C. Bauman/Lang to accept and place on file the Director's Report.** All voting aye.

Any Other Business That May Legally Come Before the Commission – None.

Adjournment – **M.S.C. Bauman/Steiner to adjourn at 5:48 p.m.** All voting aye.

Respectfully submitted,

A handwritten signature in black ink, appearing to read 'Anthony L. Mach', written in a cursive style.

Anthony L. Mach
Director, Neenah Water Utility

WATER UTILITY CASH ACTIVITY
December 2023 (Estimate Pre-Audit)

Cash Balance Dec 1, 2023		\$4,220,264
Cash Receipts		
Water Collection Receipts	738,528	
Other Water Receipts	13,495	
		752,023
Cash Distributions		
Check Register	153,195	
Debt Service Payment	100,525	
WE Energies	21,996	
Disbursements to the City	446,423	
		722,139
Cash Balance Dec 31, 2023		<u>4,250,148</u>

DEC DISBURSEMENTS TO THE CITY

Payroll	106,578
Payroll Benefits	40,656
Vehicle Fuel & Fluids	1,140
IS/GIS Services	1,482
Postage	175
Utility Bills	1,196
4th Qtr Rent	2,945
4th Qtr Payment in Lieu of Taxes	242,843
4th Qtr Charges for Sending/Collecting Bills-Pmt to City	17,985
4th Qtr-Finance, Legal, HR Services-Pmt to City	31,423
Total Disbursements to the City	<u>446,423</u>

REPLACEMENT FUND RESERVES AS OF DEC 2023

Sludge Lagoon	\$1,713,413
Vehicles	229,050
Painting Towers	268,120
Painting Hydrants	66,000
GAC Media Replacement	530,000
Pump Rehab	112,000
Meters/Endpoints	102,820
Total Replacement Fund Reserves	<u>\$3,021,403</u>

WATER UTILITY CHECK REGISTER

AP Payment Date	AP Payment Number	AP Vendor Name	AP Invoice Number	AP Transaction Amount	AP Description 01	AP Description 02	Fund Description	Account Number
12/07/2023	1272	MCMAHON	933027	1,120.50	10/1-28 SERV-BOOSTER	STATION CONSTRUCTION	Water	40000002070506
12/07/2023	1276	N & M AUTO SUPPLY	804832	6.23	PIPE BUSHINGS		Water	40004027706520
12/14/2023	1286	KRUEGER TRUE VALUE	154974	22.10	WALL CLOCK, PAINT ROLLER/	TRAYS	Water	40004027706520
		KRUEGER TRUE VALUE	154709	7.60	NUTS, BOLTS		Water	40004027706520
		KRUEGER TRUE VALUE	154441	34.29	SHOP SUPPLIES		Water	40004027706780
		KRUEGER TRUE VALUE	154802	28.40	SOCKETS, CARWASH		Water	40004027706780
		KRUEGER TRUE VALUE	154442	75.91	CLEANING SUPPLIES		Water	40004027706780
		KRUEGER TRUE VALUE	154881	8.07	PIPE BUSHINGS		Water	40004027706520
		KRUEGER TRUE VALUE	154941	24.28	SHOP VAC FILTER, GARDEN	HOSE PARTS	Water	40004027706780
		KRUEGER TRUE VALUE	154655	5.39	BATTERIES		Water	40004027706780
		KRUEGER TRUE VALUE	154773	17.50	HARDWARE, AIR TOOL OIL		Water	40004027706520
12/29/2023	1293	U S BANK	12-12-23	-65.50	MORTON SAFETY, LLC	RETURN PPE/221099	Water	40004017706430
		U S BANK	12-12-23	103.50	ASC EMPL SOLTN PRTL ECOM	4TH QTR EAP FEES	Water	40004017709260
12/21/2023	1297	DIVERSIFIED BENEFIT SERVICES INC	397653	75.65	DEC SERVICES-HIRA		Water	40004017709260
12/21/2023	1298	DONALD HIETPAS & SONS INC	11-18-23	3,245.62	REPAIR MAIN BREAK-213	BYRD AVE	Water	40004027706730
		DONALD HIETPAS & SONS INC	11-16-23	5,717.23	RELOCATE HYD & LEAKING	TEE-1542 BRUCE ST	Water	40004027706770
12/21/2023	1307	MICHELS	462553	555.65	BACKFILL		Water	40004027706730
12/21/2023	1309	MULCAHY SHAW WATER INC	325555	51,197.22	HYDRAULIC CYLINDER/	ACTUATORS	Water	40004027706520
12/28/2023	1325	RUEKERT & MIELKE INC	149622	5,625.00	10/7-11/3 SERV-CECIL ST	TOWER REPAINTING	Water	40004027706720
		RUEKERT & MIELKE INC	149621	31,285.91	7/15-11/3 SERV-CECIL ST	TOWER REPAINTING	Water	40004027706720
12/29/2023	1330	U S BANK	12-12-23	2,026.50	FERGUSON ENT	0404832/SERVICE PARTS	Water	40004027706750
		U S BANK	12-12-23	461.52	BADGER METER INC	NOVEMBER READS	Water	40004017706630

WATER UTILITY CHECK REGISTER

AP Payment Date	AP Payment Number	AP Vendor Name	AP Invoice Number	AP Transaction Amount	AP Description 01	AP Description 02	Fund Description	Account Number
12/29/2023	1330	U S BANK	12-12-23	103.63	WM SUPERCENTER #2986	BOXES/VINEGAR/PENS/ TISSUE	Water	40004017706430
		U S BANK	12-12-23	10.20	DATCP EPAY SERVICE FEE	2024 PROC FEE LAB LICENSE	Water	40000001326500
		U S BANK	12-12-23	1,180.99	SYNERGY SERVICE GROUP	RADAR LEVEL SENSOR	Water	40004027706520
		U S BANK	12-12-23	102.44	MENARDS APPLETON WEST WI	CAN & CART FOR SALT	Water	40004027706780
		U S BANK	12-12-23	77.61	AMZN MKTP US*XR9V203L3	FACE SHIELDS/STORAGE BAGS	Water	40004017706650
		U S BANK	12-12-23	400.00	FERGUSON ENT	0404832/MEGA LUGS	Water	40004027706730
		U S BANK	12-12-23	69.35	CINTAS CORP	MATS & MOPS DISTRIBUTION	Water	40004017706650
		U S BANK	12-12-23	159.00	VORPAHL FIRE & SAFETY	215372752/PPE	Water	40004027706780
		U S BANK	12-12-23	69.35	CINTAS CORP	MATS & MOPS TREATMENT	Water	40004017706430
		U S BANK	12-12-23	121.94	MENARDS APPLETON WEST WI	BIG TORCHES FOR LEAKS	Water	40004027706730
		U S BANK	12-12-23	233.95	BATTERIES PLUS #0502	BATTERY-MAN LIFT	Water	40004027706520
		U S BANK	12-12-23	9,177.60	KEMIRA WATER SOLUTIONS	FERRIC SULFATE	Water	40004017706410
		U S BANK	12-12-23	21.41	AMZN MKTP US*XR9V203L3	LAB EQUIPMENT	Water	40004017706430
		U S BANK	12-12-23	17.10	MORTON SAFETY, LLC	FACE SHIELDS	Water	40004027706780
		U S BANK	12-12-23	1,261.92	AMAZON.COM*ST5K382D3	WATER FOUNTAIN	Water	40004027706510
		U S BANK	12-12-23	316.54	FASTENAL COMPANY 01WIAAP	BOLTS & NUTS	Water	40004027706770
		U S BANK	12-12-23	11.98	THE UPS STORE 2376	LAB SHIPPING	Water	40004017706420
		U S BANK	12-12-23	425.94	EBAY O*22-10874-49733	UNIT HEATER BLOWER MOTOR	Water	40004027706510
		U S BANK	12-12-23	245.00	SQ *ADVANTAGE	GARAGE DOOR REPAIR	Water	40004027706780

WATER UTILITY CHECK REGISTER

AP Payment Date	AP Payment Number	AP Vendor Name	AP Invoice Number	AP Transaction Amount	AP Description 01	AP Description 02	Fund Description	Account Number
12/29/2023	1330				OVERHEAD DO			
		U S BANK	12-12-23	2,957.44	AIRGAS - NORTH	CARBON DIOXIDE	Water	40004017706410
		U S BANK	12-12-23	827.90	VORPAHL FIRE & SAFETY	215371999/PPE	Water	40004027706780
		U S BANK	12-12-23	50.57	FASTENAL COMPANY 01WIAPP	BOLTS	Water	40004027706770
		U S BANK	12-12-23	1,440.00	FERGUSON ENT	0403851/SERVICE PARTS	Water	40004027706750
		U S BANK	12-12-23	199.95	AMZN MKTP US*7F917VW3	SNOW BLOWER CHUTE ACTUATO	Water	40004017706430
		U S BANK	12-12-23	330.00	VORPAHL FIRE & SAFETY	215372004/PPE	Water	40004027706780
		U S BANK	12-12-23	993.23	NORTHERN LAKE SERVICE- IN	LAB TESTS	Water	40004017706420
		U S BANK	12-12-23	382.94	PARKER JOHNS BBQ & PIZZA	CHRISTMAS PARTY LUNCH	Water	40004017706430
		U S BANK	12-12-23	28.00	WI STATE HYGIENE LAB	LAB TESTS	Water	40004017706420
		U S BANK	12-12-23	408.00	DATCP E PAY PORTAL	2024 CERT LAB LICENSE	Water	40000001326500
		U S BANK	12-12-23	882.28	USABUEBOOK	LAB REAGENTS	Water	40004017706420
12/29/2023	1331							
		U S BANK	12-26-23	19.30	U.S. CELLULAR	AIRTIME 10/22-11/21	Water	40004017709020
		U S BANK	12-26-23	98.51	U.S. CELLULAR	AIRTIME 10/22-11/21	Water	40004017706620
		U S BANK	12-26-23	20.60	U.S. CELLULAR	AIRTIME 10/22-11/21	Water	40004017706430
		U S BANK	12-26-23	38.60	U.S. CELLULAR	AIRTIME 10/22-11/21	Water	40004017706630
		U S BANK	12-26-23	117.79	U.S. CELLULAR	AIRTIME 10/22-11/21	Water	40004017706650
		U S BANK	12-26-23	20.61	U.S. CELLULAR	AIRTIME 10/22-11/21	Water	40004017706260
12/07/2023	57738	DIVERSIFIED BENEFIT SERVICES INC	396184	16.00	NOV SERV - FLEX SPENDING		Water	40004017709260
12/07/2023	57745	GRAYMONT WESTERN LIME INC	35214025RI	4,126.19	HYDRATED LIME		Water	40004017706410
12/07/2023	57755	NWPA	GORGES	35.00	NWPA TRNG-GORGES		Water	40004017709270
		NWPA	JANSSEN	35.00	NWPA TRNG-JANSSEN		Water	40004017709270
		NWPA	HERBST	35.00	NWPA TRNG-HERBST		Water	40004017709270

WATER UTILITY CHECK REGISTER

AP Payment Date	AP Payment Number	AP Vendor Name	AP Invoice Number	AP Transaction Amount	AP Description 01	AP Description 02	Fund Description	Account Number
12/07/2023	57755	NWPA	JENS	35.00	NWPA TRNG-JENS		Water	40004017709270
		NWPA	READER	35.00	NWPA TRNG-READER		Water	40004017709270
		NWPA	HAWK	35.00	NWPA TRNG-HAWK		Water	40004017709270
		NWPA	GOLDSCHMIDT	35.00	NWPA TRNG-GOLDSCHMIDT		Water	40004017709270
		NWPA	LAFAVE	35.00	NWPA TRNG-LAFAVE		Water	40004017709270
		NWPA	RECKNER	35.00	NWPA TRNG-RECKNER		Water	40004017709270
		NWPA	PREISSNER	35.00	NWPA TRNG-PREISSNER		Water	40004017709270
12/14/2023	57776	GRAYMONT WESTERN LIME INC	35214467RI	4,230.46	HYDRATED LIME		Water	40004017706410
12/14/2023	57778	HEARTLAND BUSINESS SYSTEMS LLC	650654H	64.08	AZURE ENTRA P1 NOV	LICENSES	Water	40004017706430
		HEARTLAND BUSINESS SYSTEMS LLC	650654H	24.00	DEFENDER FOR O365	NOV LICENSES	Water	40004017706430
		HEARTLAND BUSINESS SYSTEMS LLC	650654H	26.40	NOV G1 LICENSES		Water	40004017706430
12/21/2023	57802	GRAYMONT WESTERN LIME INC	35214759RI	4,256.00	HYDRATED LIME		Water	40004017706410
		GRAYMONT WESTERN LIME INC	35215572RI	4,153.86	HYDRATED LIME		Water	40004017706410
12/21/2023	57804	KYLE COWLING/MADISON JACQUES	000023363	134.69	OVERPD FINAL ACCOUNT	000024250	Water	40000003070000
12/21/2023	57821	VAN RITE PLUMBING INC	9529	3,500.00	WATER SERVICE-837 MAPLE	ST	Water	40000002070510
12/21/2023	57825	WI DOA DIVISION OF ENERGY	000017185	268.68	OVERPD FINAL ACCOUNT	000017740	Water	40000003070000
12/28/2023	57838	GRAYMONT WESTERN LIME INC	35215200RI	4,319.84	HYDRATED LIME		Water	40004017706410
12/28/2023	57839	HEARTLAND BUSINESS SYSTEMS LLC	657495H	26.40	DEC G1 LICENSES-O365		Water	40004017706430
		HEARTLAND BUSINESS SYSTEMS LLC	657495H	64.08	AZURE ENTRA P1 - MFA		Water	40004017706430
		HEARTLAND BUSINESS SYSTEMS LLC	657495H	24.00	DEFENDER O365 LICENSES		Water	40004017706430
12/28/2023	57842	JONES, MELISSA	000040239	3,089.58	OVERPD FINAL ACCOUNT	000024512	Water	40000003070000

WATER UTILITY CHECK REGISTER

AP Payment Date	AP Payment Number	AP Vendor Name	AP Invoice Number	AP Transaction Amount	AP Description 01	AP Description 02	Fund Description	Account Number
12/28/2023	57848	PETTY CASH - CITY OF NEENAH	REPLENISH	120.00	NWPA 9/27 JENS, LAFAVE, JANSSEN, GOLDSCHMIDT		Water	40004017709270
Overall - Total				153,194.50				

**CITY OF NEENAH
2024 OPERATING BUDGET REQUEST
PROGRAM COMMENTS**

Department/Office: Water	Budget: Water Utility
Program: Enterprise Funds	Submitted by: Anthony Mach

DRAFT

Water Utility
2024 Proposed Budget

The purpose of the Water Utility Fund is to account separately for all revenues and expenditure activities necessary to provide water to Utility customers. Revenues include water user fees, public fire charges, private fire charges, interest income, and special charges. Costs include pumping, treatment and distribution of water, billing and collection, debt service payments, capital investments, administrative charges, and the payment in lieu of taxes (PILOT) to the City. The last water rate increase went into effect on January 1, 2011. At that time, the Public Service Commission of Wisconsin (PSCW) authorized the Utility to set aside funds on a monthly basis to pay for large operations and maintenance projects. Those totals are designated on the Utility Balance Sheet under Temporary Investments in the "Replacement Reserves" line.

The 2023 mid-year Replacement Reserve Totals reported are \$3,531,958. In 2024, the Utility will use funds from the account to pay for several maintenance projects including refurbishment of critical pumps and dredging the sludge lagoon. Revenues for 2023 are reflecting continued growth due to positive economic recovery and increased interest from investments.

Water sales continue to trend slightly upward and the Utility continues to be efficient and effective. This has allowed water rates to remain static since January 2011. Overall, the annual financial rate of return remained positive which indicates the Utility is in good overall financial condition. The long-term goal is to reduce outstanding debt, stabilize rates and focus on infrastructure improvements.

Major Accomplishments in 2023 include the replacement of water mains and services on River Street, High Street, Burr Avenue, Chestnut Street, Dieckhoff Street, Laudan Boulevard, Brantwood Drive, Brantwood Court, Charles Court, Hughes Court, Memorial Court and Patrick Court. In addition, the Utility has completed replacements of lead service lines in conjunction with Private Lead Service Line Replacement Funding. The west side booster station building contract has been let and staff are eagerly awaiting the start of this project. The Cecil Street Water Tower Painting Project began in August with a completion scheduled for mid-September. Staff are currently working on plans and specifications for the Oak Street Bridge Main Crossing and replacement of the Carbon Dioxide Storage Tank. Developments in the west side of the city continue in the Homes at Freedom Meadows and Freedom Acres subdivisions.

Goals for 2024 include the replacement of water mains and services on Quarry Lane, E. Doty Avenue, Stevens Street, Cedar Street, Belmont Avenue, Belmont Court, Bayview Road, and the easement properties along S. Park Avenue. In addition, we are planning on relaying the Sludge Line and four intersections along S. Commercial Street in anticipation of the 2025 road reconstruction. This will allow us to continue to provide exceptional water main and service maintenance 24/7/365. Staff continue to focus on pump refurbishments and replacements as well as other maintenance projects which will keep the operation safe and secure.

Revenues	2022 Actual	2023 Budget	2023 Estimate	2024 Request	2024 Proposed
Water Sales					
Unmetered Sales					
Sales to General Customers	\$6,642	\$7,500	\$8,000	\$7,500	\$7,500
Public Fire Protection	\$1,718,723	\$1,707,000	\$1,707,000	\$1,715,000	\$1,715,000
Private Fire Protection	\$137,510	\$137,000	\$137,000	\$137,000	\$137,000
Total Unmetered Sales	\$1,862,875	\$1,851,500	\$1,852,000	\$1,859,500	\$1,859,500
Metered Sales					
Residential	\$3,125,325	\$3,150,000	\$3,150,000	\$3,166,000	\$3,166,000
Multi Family Residential	\$154,863	\$160,000	\$160,000	\$160,800	\$160,800
Commercial	\$895,112	\$840,000	\$840,000	\$840,000	\$840,000
Industrial	\$1,869,220	\$1,666,500	\$1,700,000	\$1,683,000	\$1,683,000
Public Authority	\$135,112	\$128,500	\$128,500	\$128,500	\$128,500
Total Metered Sales	\$6,179,632	\$5,945,000	\$5,978,500	\$5,978,300	\$5,978,300
Total Sales of Water	\$8,042,507	\$7,796,500	\$7,830,500	\$7,837,800	\$7,837,800

**CITY OF NEENAH
2024 OPERATING BUDGET REQUEST
PROGRAM COMMENTS**

Department/Office: Water	Budget: Water Utility
Program: Enterprise Funds	Submitted by: Anthony Mach

DRAFT

	2022 Actual	2023 Budget	2023 Estimate	2024 Request	2024 Proposed
Other Revenues					
Other Operating Revenues					
Forfeited Discounts	\$60,657	\$60,000	\$60,000	\$63,000	\$63,000
Miscellaneous Service	\$29,450	\$25,600	\$19,200	\$23,600	\$23,600
Rentals	\$115,485	\$118,000	\$165,500	\$131,800	\$131,800
Other	\$63,608	\$47,000	\$50,600	\$48,800	\$48,800
Total Other Operating Revenues	\$269,200	\$250,600	\$295,300	\$267,200	\$267,200
Income					
Merchandising & Jobbing	\$11,230	\$10,000	\$10,000	\$10,000	\$10,000
Interest	-\$116,147	\$75,000	\$440,000	\$250,000	\$250,000
P-Card Rebate	\$13,646	\$8,000	\$8,000	\$8,000	\$8,000
Amort. On Long-term Debt Discounts	\$2,521	\$2,520	\$2,520	\$2,520	\$2,520
Miscellaneous Non-Operating	\$429,575	\$0	\$0	\$0	\$0
Total Income	\$340,825	\$95,520	\$460,520	\$270,520	\$270,520
Total Other Revenues	\$610,025	\$346,120	\$755,820	\$537,720	\$537,720
Total Sales and Other Revenues	<u>\$8,652,532</u>	<u>\$8,142,620</u>	<u>\$8,586,320</u>	<u>\$8,375,520</u>	<u>\$8,375,520</u>

DRAFT

**CITY OF NEENAH
2024 OPERATING BUDGET REQUEST
PROGRAM COMMENTS**

Department/Office: Water	Budget: Water Utility
Program: Enterprise Funds	Submitted by: Anthony Mach

Expenses	2022 Actual	2023 Budget	2023 Estimate	2024 Request	2024 Proposed
Maintenance Expenses					
Source of Supply					
Supervision and Engineering	\$11,127	\$15,400	\$11,000	\$15,400	\$15,400
Lake and River Intake	\$0	\$20,000	\$18,000	\$20,000	\$20,000
Total Source of Supply	\$11,127	\$35,400	\$29,000	\$35,400	\$35,400
Pumping Expenses					
Supervision and Engineering	\$15,638	\$15,000	\$11,000	\$15,000	\$15,000
Structures and Improvements	\$0	\$1,000	\$1,000	\$1,000	\$1,000
Power and Production Equipment	\$0	\$0	\$0	\$0	\$0
Pumping Equipment	\$3,129	\$25,500	\$0	\$0	\$0
Total Pumping Expense	\$18,767	\$41,500	\$12,000	\$16,000	\$16,000
Water Treatment Expenses					
Supervision and Engineering	\$33,946	\$30,000	\$30,000	\$33,000	\$33,000
Structures and Improvements	\$531,843	\$150,000	\$150,000	\$600,000	\$600,000
Water Treatment Equipment	\$125,058	\$475,000	\$130,000	\$140,000	\$140,000
Total Water Treatment Exp.	\$690,847	\$655,000	\$310,000	\$773,000	\$773,000
Distribution Expenses					
Supervision and Engineering	\$11,895	\$30,000	\$15,000	\$33,000	\$33,000
Structures and Improvements	\$0	\$5,000	\$5,000	\$5,000	\$5,000
Reservoir and Standpipes	\$1,420	\$520,000	\$520,000	\$2,000	\$2,000
Mains	\$188,212	\$250,000	\$250,000	\$250,000	\$250,000
Services	\$77,718	\$100,000	\$25,000	\$100,000	\$100,000
Meters	\$2,164	\$11,000	\$1,000	\$11,000	\$11,000
Hydrants	\$28,109	\$40,000	\$10,000	\$40,000	\$40,000
Miscellaneous Plant	-\$568	\$0	\$0	\$0	\$0
Total Distribution Expenses	\$308,950	\$956,000	\$826,000	\$441,000	\$441,000
General Plant					
SCADA	\$0	\$0	\$0	\$0	\$0
Total General Plant	\$0	\$0	\$0	\$0	\$0
Total Maintenance Expenses	\$1,029,691	\$1,687,900	\$1,177,000	\$1,265,400	\$1,265,400

DRAFT

**CITY OF NEENAH
2024 OPERATING BUDGET REQUEST
PROGRAM COMMENTS**

Department/Office: Water	Budget: Water Utility
Program: Enterprise Funds	Submitted by: Anthony Mach

Expenses	2022 Actual	2023 Budget	2023 Estimate	2024 Request	2024 Proposed
Operations Expenses					
Source of Supply					
O & M Supervision	\$2,782	\$4,500	\$4,500	\$5,000	\$5,000
Labor & Other Expenses	\$0	\$500	\$500	\$500	\$500
Total Source of Supply	\$2,782	\$5,000	\$5,000	\$5,500	\$5,500
Pumping Expenses					
O & M Supervision	\$13,001	\$13,500	\$13,500	\$15,000	\$15,000
Fuel or Power for Pumping	\$137,723	\$140,000	\$140,000	\$150,000	\$150,000
Pumping Labor & Expenses	\$99,606	\$90,300	\$90,000	\$100,000	\$100,000
Miscellaneous Expenses	\$17,155	\$15,000	\$17,000	\$22,500	\$22,500
Total Pumping Expense	\$267,485	\$258,800	\$260,500	\$287,500	\$287,500
Water Treatment Expenses					
O & M Supervision	\$29,399	\$36,000	\$31,000	\$40,000	\$40,000
Chemicals	\$466,895	\$520,000	\$550,000	\$575,000	\$575,000
Treatment Labor & Expenses	\$350,037	\$312,000	\$310,000	\$350,000	\$350,000
Miscellaneous Expenses	\$78,061	\$90,600	\$90,600	\$95,000	\$95,000
Commercial Dumpster	\$970	\$1,200	\$1,200	\$1,400	\$1,400
Total Water Treatment Exp.	\$925,362	\$959,800	\$982,800	\$1,061,400	\$1,061,400
Distribution Expenses					
O & M Supervision	\$15,300	\$26,500	\$10,000	\$26,500	\$26,500
Storage Facility Expenses	\$6,360	\$10,800	\$7,000	\$10,800	\$10,800
Water Main Expenses	\$133,511	\$105,000	\$105,000	\$115,500	\$115,500
Meter Expenses	\$36,931	\$110,000	\$72,000	\$150,000	\$150,000
Customer Installation	\$31,955	\$38,000	\$32,000	\$38,000	\$38,000
Miscellaneous Expenses	\$83,225	\$77,000	\$77,000	\$85,000	\$85,000
Total Distribution Expenses	\$307,282	\$367,300	\$303,000	\$425,800	\$425,800
Customer Accounts Expenses					
Supervision	\$14,098	\$25,500	\$15,000	\$25,500	\$25,500
Meter Reading	\$9,363	\$24,500	\$14,000	\$24,500	\$24,500
Customer Records & Collection	\$163,246	\$107,100	\$127,000	\$128,500	\$128,500
Uncollectible Accounts	\$3,453	\$3,000	\$2,000	\$3,000	\$3,000
Total Customer Expenses	\$190,160	\$160,100	\$158,000	\$181,500	\$181,500
Total Operations Expenses	\$1,693,071	\$1,751,000	\$1,709,300	\$1,961,700	\$1,961,700

DRAFT

**CITY OF NEENAH
2024 OPERATING BUDGET REQUEST
PROGRAM COMMENTS**

Department/Office: Water	Budget: Water Utility
Program: Enterprise Funds	Submitted by: Anthony Mach

Expenses	2022 Actual	2023 Budget	2023 Estimate	2024 Request	2024 Proposed
Admin & General Expenses					
Admin & General Salaries	\$222,714	\$216,000	\$216,000	\$260,000	\$260,000
Office Supplies & Expenses	\$4,544	\$8,000	\$8,000	\$8,800	\$8,800
Outside Services	\$4,169	\$100,000	\$10,000	\$100,000	\$100,000
Auditing Services	\$15,594	\$14,500	\$14,500	\$16,000	\$16,000
Property Insurance	\$29,005	\$33,000	\$30,280	\$32,000	\$32,000
Liability Insurance	\$36,374	\$44,000	\$37,000	\$44,000	\$44,000
Rent	\$11,220	\$11,700	\$11,800	\$12,300	\$12,300
Pensions & Benefits/OPEB	\$387,307	\$415,000	\$390,000	\$415,000	\$415,000
Miscellaneous Expenses	\$19,576	\$30,900	\$30,900	\$37,000	\$37,000
Special Reserves & Escrow	\$0	\$48,740	\$0	\$35,470	\$35,470
Regulatory Commission	\$0	\$0	\$10,000	\$0	\$0
Total Admin & Gen. Expenses	\$730,503	\$921,840	\$758,480	\$960,570	\$960,570
Total Maintenance Expenses	\$1,029,691	\$1,687,900	\$1,177,000	\$1,265,400	\$1,265,400
Total Operations Expenses	\$1,693,071	\$1,751,000	\$1,709,300	\$1,961,700	\$1,961,700
Depreciation	\$1,448,164	\$1,600,000	\$1,650,000	\$1,650,000	\$1,650,000
Tax Expense					
PILOT	\$971,373	\$1,005,450	\$1,005,450	\$1,158,150	\$1,158,150
PSC Remainder Assessment	\$7,973	\$11,500	\$11,500	\$12,600	\$12,600
Payroll Tax	\$73,061	\$82,000	\$75,000	\$82,000	\$82,000
DNR Lake Withdrawal Fees	\$6,026	\$6,300	\$6,100	\$6,700	\$6,700
Transportation Fee	\$667	\$790	\$670	\$1,180	\$1,180
Total Tax Expense	\$1,059,100	\$1,106,040	\$1,098,720	\$1,260,630	\$1,260,630
Total Operating Expenses	\$5,960,529	\$7,066,780	\$6,393,500	\$7,098,300	\$7,098,300
Non-Operating Expenses					
Interest on Long-term Debt	\$116,925	\$77,020	\$126,110	\$90,090	\$90,090
Amortization on Long-term Debt	\$0	\$0	\$0	\$0	\$0
Other Income Deductions	\$151,866	\$150,000	\$150,000	\$155,000	\$155,000
Borrowing Expense (Refunding)	\$0	\$0	\$0	\$0	\$0
Revenue Bond Retirement	\$2,198,470	\$2,249,260	\$2,249,260	\$1,718,410	\$1,718,410
Total Non-Operating Expenses	\$2,467,261	\$2,476,280	\$2,525,370	\$1,963,500	\$1,963,500
Total Expenses	\$8,427,790	\$9,543,060	\$8,918,870	\$9,061,800	\$9,061,800

DRAFT

**CITY OF NEENAH
2024 OPERATING BUDGET REQUEST
PROGRAM COMMENTS**

Department/Office: Water	Budget: Water Utility
Program: Enterprise Funds	Submitted by: Anthony Mach

Neenah Water Utility Operating Budget Summary

Category	2022 Actual	2023 Budget	2023 Estimate	2024 Request	2024 Proposed
Total Sales of Water	\$8,042,507	\$7,796,500	\$7,830,500	\$7,837,800	\$7,837,800
Total Other Revenues	\$610,025	\$346,120	\$755,820	\$537,720	\$537,720
Borrowed For Operations	\$0	\$0	\$0	\$0	\$0
Total Sales and Other Revenues	\$8,652,532	\$8,142,620	\$8,586,320	\$8,375,520	\$8,375,520
Depreciation	\$1,448,164	\$1,600,000	\$1,650,000	\$1,650,000	\$1,650,000
Admin and General Expenses	\$730,503	\$921,840	\$758,480	\$960,570	\$960,570
Maintenance Expenses	\$1,029,691	\$1,687,900	\$1,177,000	\$1,265,400	\$1,265,400
Operation Expenses	\$1,693,071	\$1,751,000	\$1,709,300	\$1,961,700	\$1,961,700
Tax Expense	\$1,059,100	\$1,106,040	\$1,098,720	\$1,260,630	\$1,260,630
Total Operating Expenses	\$4,512,365	\$5,466,780	\$4,743,500	\$5,448,300	\$5,448,300
Total Non-Operating Expenses	\$2,467,261	\$2,476,280	\$2,525,370	\$1,963,500	\$1,963,500
Total Expenses	\$8,427,790	\$9,543,060	\$8,918,870	\$9,061,800	\$9,061,800
Other Funds Available					
Revenue Bond	\$0	\$0	\$0	\$0	\$0
Assessments	\$0	\$0	\$0	\$0	\$0
Total Other Funds Available	\$0	\$0	\$0	\$0	\$0
Other Expenses					
Utility Funded CIP Not Included Above	\$1,927,600	\$3,882,000	\$3,882,000	\$2,708,000	\$2,708,000
Projects Paid By Revenue Bond	\$0	\$0	\$0	\$0	\$0
Total Other Expenses	\$1,927,600	\$3,882,000	\$3,882,000	\$2,708,000	\$2,708,000

DRAFT

**CITY OF NEENAH
2023 - 2027 CAPITAL IMPROVEMENTS PROGRAM BUDGET
DETAIL PROJECT SCHEDULE**

PROJECT DESCRIPTION AND PROGRAM COMMENTS	DEPARTMENT REQUEST	MAYOR RECOMMENDED	MAYOR'S COMMENTS
<p align="center"><u>2024 WATER UTILITY</u></p> <p><u>Distribution System-Replacements</u> All items are funded through Utility revenues unless otherwise noted. <i>All dollar amounts include a 5% contingency.</i></p> <ol style="list-style-type: none"> 1. Quarry Lane (Higgins - Reed) 2,000' of 8" at \$150/ft., 47 lead services, 16 main leaks, 10 service leaks. 2. E. Doty Avenue (S. Commercial - Pine) 2,850' of 12" at \$165/ft., 44 lead services, 3 main leaks, 22 service leaks. 3. Stevens Street (Winnebago Heights - Belmont) 1510' of 8" at \$150/ft., 27 lead services, 10 main leaks, 10 service leaks. 4. Cedar Street (Winnebago Heights - Laudan) 600' of 8" at \$150/ft. and Laudan - Doty) 1800' of 16" at \$200/ft., abandon 6" (Fairview - Congress Pl.), 27 lead services, 6 main leaks, 2 service leaks. 5. Belmont Avenue (Stevens - Belmont Ct.) 370' of 8" at \$150/ft., 7 lead services. 6. Belmont Court - 600' of 8" at \$150/ft., 8 lead services, 2 main leaks. Undersized water main. 7. S. Commercial Street Sludge Line (Division - Douglas Park) 500' of 10" at \$120/ft. 8. S. Commercial Street Corridor Stubs (Alcott, Byrd, W. Peckham, Professional Plaza) 200' of 8" at \$180/ft and 120' of 12" at \$200/ft. 9. Bayview Road (S. Park - Bayview Ln) 1,300 of 8" at \$150/ft. 2 main leaks. 10. S. Park Avenue (Easement) 2,200' of 8" at \$150/ft., 13 lead services, 1 main leak, 1 service leak. <p><u>Subtotal 2024 Distribution System-Replacement</u></p>	<p align="right">315,000</p> <p align="right">494,000</p> <p align="right">238,000</p> <p align="right">473,000</p> <p align="right">59,000</p> <p align="right">95,000</p> <p align="right">63,000</p> <p align="right">63,000</p> <p align="right">205,000</p> <p align="right">347,000</p> <p align="right"><u>\$2,352,000</u></p>	<p align="right"><u>\$0</u></p>	<p align="right"><u>\$0</u></p>

CITY OF NEENAH
2023 - 2027 CAPITAL IMPROVEMENTS PROGRAM BUDGET
DETAIL PROJECT SCHEDULE

PROJECT DESCRIPTION AND PROGRAM COMMENTS	DEPARTMENT REQUEST	MAYOR RECOMMENDED	MAYOR'S COMMENTS
<u>Distribution System-New Mainline Extensions</u>			
1 CTH G (Towerview - 590' East) 590' of 12" at \$170/ft.	\$106,000		
<u>Subtotal Distribution System-New Mainline Extensions</u>	<u>\$106,000</u>	<u>\$0</u>	<u>\$0</u>
<u>Total 2024 Distribution Systems</u>	<u>\$2,458,000</u>	<u>\$0</u>	<u>\$0</u>
<u>Plant, Metering and Equipment</u>			
1. Commercial meter replacement. Regular meter replacement program.	\$110,000	Remove	Remove
1. Meter and Endpoint Replacement Program	\$500,000		
2. Miscellaneous tools and equipment.	20,000		
3. Technology upgrade.	10,000		
4. Miscellaneous consulting fees.	20,000		
5. Miscellaneous Plant contingency.	50,000		
6. Rebuild (1) Finished Water Pump.	25,000		
7. Rebuild (1) Intermediate Pump.	25,000		
8. Rebuild (1) Raw Water Pump.	12,000		
9. Replace 2014 Pickup Truck. Vehicles are on a 10-year replacement cycle.	35,000		
10. Update leak detection equipment.	60,000		
11. Upgrade water meter testing system.	60,000		
12. Rip-rap shoreline.	90,000		
13. Replace shoreline fence.	25,000		
14. Repave north driveway.	15,000		
<u>Total 2024 Plant, Metering and Equipment</u>	<u>\$947,000</u>	<u>\$0</u>	<u>\$0</u>
<u>TOTAL 2024 WATER UTILITY</u>	<u>\$3,405,000</u>	<u>\$0</u>	<u>\$0</u>



Neenah Water Utility

211 Walnut St. PO Box 426 Neenah, WI 54957-0426

Office: (920) 886-6182 Cell: (920) 858-6300

Email: amach@ci.neenah.wi.us

Anthony L. Mach

Director of Neenah Water Utility

MEMORANDUM

DATE: January 8, 2024
TO: Waterworks Commission
FROM: Anthony L. Mach
RE: Request to Create Additional Replacement Reserve Accounts and Reallocate Funding

In 2011, the Public Service Commission of Wisconsin (PSCW) authorized the Utility to set aside funds on a monthly basis to pay for large operations and maintenance projects. Those totals are designated on the Utility Balance Sheet under Temporary Investments in the "Replacement Reserves" line. These totals are reported monthly on the Water Utility Cash Activity report.

Each month, \$35,000 is added to the accounts as follows:

1. **Sludge Lagoon: \$15,000**
2. **Vehicles: \$3,000**
3. **Painting Towers: \$12,500**
4. **Painting Hydrants: \$500**
5. **GAC Media Replacement: \$0**
6. **Pump Rehabilitation: \$4,000**

The Cecil Street Tower repainting project is complete, and the fund has a balance of \$268,120.19. Staff have discussed starting a reserve account for replacing boilers within the plant. The newest plant boilers are approaching 17 years old and there are still boilers that were installed in the mid-1990s. The Lagoon Fund is healthy, and staff are looking at bidding out a dredging in 2024 along with lagoon road repairs. The Meters/Endpoints reserve account needs additional funding for 2024 onward.

Staff recommends creating a Boiler Replacement reserve account and moving the balance of the Painting Towers reserve account to the Meters/Endpoints reserve account and funding the accounts as follows, beginning on February 1st, 2024:

1. **Sludge Lagoon: \$0**
2. **Vehicles: \$3,000**
3. **Painting Towers: \$0**
4. **Painting Hydrants: \$500**
5. **GAC Media Replacement: \$0**
6. **Pump Rehabilitation: \$4,000**
7. **Meters/Endpoints: \$25,000**
7. **Boiler Replacement: \$2,500**



Neenah Water Utility

211 Walnut St. PO Box 426 Neenah, WI 54957-0426
Office: (920) 886-6182 Cell: (920) 858-6300
Email: amach@ci.neenah.wi.us

Anthony L. Mach

Director of Neenah Water Utility

MEMORANDUM

DATE: January 11, 2024
TO: Waterworks Commission
FROM: Anthony L. Mach
RE: Request to Reimburse the Developer for the Cost to Oversize Water Mains and Valves in the 1st Addition to Freedom Acres

Integrity Construction (Developer) has installed public utilities at several points in the development to serve future phases in Freedom Acres and The Homes at Freedom Meadows.

The Developer will be responsible for all costs associated with the installation of the water main, related appurtenances, and inspection fees associated with the project.

The Utility has requested water mains extending along Liberty Avenue from the existing stub be oversized from 10" to 12".

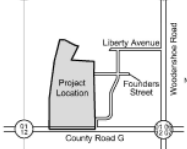
Water Main Oversizing - Estimated	Quantity	Unit	Cost	Total
Water Main Oversizing From 10" to 12"	302	LF	\$30.96	\$9,349.92
Valve Oversizing from 10" to 12"	2	EA	\$650.00	\$1,300.00
16" x 8" Tapping Tee & Valve	1	EA	\$3,000.00	\$3,000.00
Total Water Main Oversizing - Estimated				\$13,649.92

The location of the proposed 12" (orange) water main extension is indicated in the drawing.

This is an important development corridor within the City and the water main oversizing will allow expansion to the north and west.

There is a tapping sleeve and valve to be installed on Honor Street. The oversizing estimate for this valve was not provided by the contractor, thus staff provided an estimate.

LOCATION MAP
SE 1/4 SEC 01, T 19N, R 16E,
CITY OF NEENAH,
WINNEBAGO COUNTY, WI



1st Addition to Freedom Acres

Part of Lot 2 Certified Survey Map 5779 being part of the Northeast 1/4 of the Southeast 1/4 and unplatted lands being part of the Northwest 1/4 of the Southeast 1/4, part of the Southeast 1/4 and part of the Southwest 1/4 of the Southeast 1/4, all of Section 1, Township 19 North, Range 16 East, City of Neenah, Winnebago County, Wisconsin



Bearings are referenced to the South line of the Southeast 1/4, Section 01, T19N, R16E, assumed to bear S88°19'14"W, base on the Winnebago County Coordinate System.

LEGEND

- ▲ 1" Rebar Found
- Rebar Found
- 2.3" O.D. Iron Pipe Found
- 2.3" O.D. x 18" Iron Pipe @ 3.55 lbs/LF SET
- All Other Corners
- 1" x 18" Steel Rebar @ 1.50 lbs/LF SET
- SF Lot Areas in Square Feet
- W Delimited Wetland with 10' Protective Buffer

NOTES:

1. All linear measurements have been made to the nearest one hundredth of a foot.
2. All angular measurements have been made to the nearest 20 seconds and computed to the nearest half seconds.



LINE TABLE

Line	Bearing	Length
L1	N 22°09'00" E	16.81'
L2	S 60°28'10" E	77.47'
L3	N 24°24'10" W	37.02'
L4	S 89°35'11" W	16.18'
L5	S 02°28'21" W	16.18'
L6	N 07°28'21" W	16.42'
L7	N 24°24'10" E	37.47'
L8	N 49°37'10" E	28.70'

CURVE TABLE

Curve	Radius	Chord Distance	Chord Length	Arc Length	Central Angle	Target Bearing to	Target Bearing from
C1	180.00'	5.774537' E	77.75	78.37	24.7650°	N 60°28'10" E	S 60°28'10" E
C2	250.00'	5.279152' E	79.10	79.43	18°33'23"	S 60°28'10" E	S 89°35'11" W
C3	350.00'	5.721703' E	78.09	78.68	12°44'44"	S 60°28'10" E	S 02°28'21" W
C4	450.00'	N 17°22'21" E	17.82	17.87	14°37'48"	N 07°28'21" W	N 24°24'10" W
C5	550.00'	N 27°41'41" W	55.75	52.20	19°32'20"	N 60°28'10" E	N 07°28'21" W
C6	120.00'	N 24°24'10" W	35.67	35.81	1°03'03"	N 60°28'10" E	N 65°27'04" W
C7	70.00'	N 66°28'10" W	9.57	9.58	7°02'37"	S 60°28'10" E	N 62°33'50" W
C8	130.00'	N 66°28'10" W	17.70	17.72	7°02'37"	S 60°28'10" E	N 62°33'50" W
C9	130.00'	S 18°02'00" W	38.71	38.80	1°07'23"	S 02°28'21" W	S 24°33'50" W
C10	120.00'	N 20°28'10" W	176.70	198.30	90°50'00"	N 24°33'50" E	N 65°27'04" W
C11	120.00'	N 61°33'42" W	16.89	16.91	7°46'58"	N 07°28'21" W	N 65°27'04" W
C12	120.00'	N 41°23'22" W	75.14	71.17	32°38'22"	N 20°28'10" W	N 57°41'13" W
C13	120.00'	N 09°18'11" W	71.20	72.30	32°38'22"	N 09°18'11" W	N 24°33'50" W
C14	120.00'	N 09°18'11" W	38.32	38.54	18°31'18"	N 24°33'50" W	N 09°18'11" W
C15	70.00'	N 12°05'10" E	32.42	32.68	20°37'58"	N 02°28'21" W	N 24°33'50" W
C16	120.00'	N 12°05'10" E	14.04	14.41	24°57'46"	N 02°28'21" W	N 24°33'50" W
C17	70.00'	N 20°28'10" W	106.07	112.80	60°50'00"	N 24°33'50" E	N 65°27'04" W
C18	70.00'	S 48°10'50" E	38.00	37.20	30°31'31"	S 24°33'50" W	S 65°33'50" E
C19	70.00'	S 48°10'50" E	64.00	63.17	60°25'11"	S 02°28'21" W	S 65°33'50" E
C20	130.00'	N 48°10'50" W	114.72	101.67	64°25'11"	S 60°28'10" E	N 65°33'50" W
C21	130.00'	N 77°13'50" W	59.10	58.62	20°16'56"	S 60°28'10" E	N 65°33'50" W
C22	130.00'	N 48°10'50" W	81.89	83.31	60°43'51"	N 64°33'51" W	N 27°24'22" W
C23	130.00'	N 16°02'00" W	48.38	48.68	21°28'11"	N 27°24'22" W	N 02°28'21" W
C24	130.00'	N 09°18'10" E	68.44	69.20	30°31'31"	N 02°28'21" W	N 24°33'50" W
C25	130.00'	N 09°12'54" W	12.40	12.40	5°20'11"	N 02°28'21" W	N 02°28'21" W
C26	130.00'	N 12°02'40" E	66.39	66.80	20°02'08"	N 02°28'21" W	N 24°33'50" W
C27	70.00'	N 67°00'00" E	20.84	20.92	17°02'28"	N 24°33'50" E	N 02°28'21" W
C28	600.00'	N 02°28'21" W	64.30	63.07	13°59'11"	N 02°28'21" W	N 02°28'21" W
C29	130.00'	N 02°28'21" W	106.20	117.42	101°32'22"	N 02°28'21" W	N 02°28'21" W
C30	130.00'	N 02°28'21" W	62.20	62.81	27°40'56"	N 62°33'50" W	N 37°46'50" W
C31	130.00'	N 02°28'21" W	90.28	92.73	47°52'14"	N 62°33'50" W	N 02°28'21" W
C32	130.00'	N 06°30'00" E	19.60	19.80	6°09'11"	N 09°18'11" W	N 02°28'21" W
C33	130.00'	N 17°22'21" E	33.10	33.10	14°37'48"	N 02°28'21" W	N 02°28'21" W
C34	130.00'	N 11°00'00" E	4.86	4.96	21°11'57"	N 02°28'21" W	N 02°28'21" W
C35	130.00'	N 08°18'50" E	38.18	38.24	12°39'50"	N 12°18'50" E	N 34°41'10" E
C36	130.00'	S 77°34'30" E	91.87	92.00	20°46'50"	N 60°28'10" E	S 60°28'10" E

South 1/4 Corner Section 1, T19N, R16E Berntsen Monument Found

DAVEL ENGINEERING & ENVIRONMENTAL, INC.
Civil Engineers and Land Surveyors
1164 Providence Terrace, Menasha, WI 54902
Ph: 920-931-1888 Fax: 920-441-0384
www.davel.pro

James R. Schott PLS 2692 Date

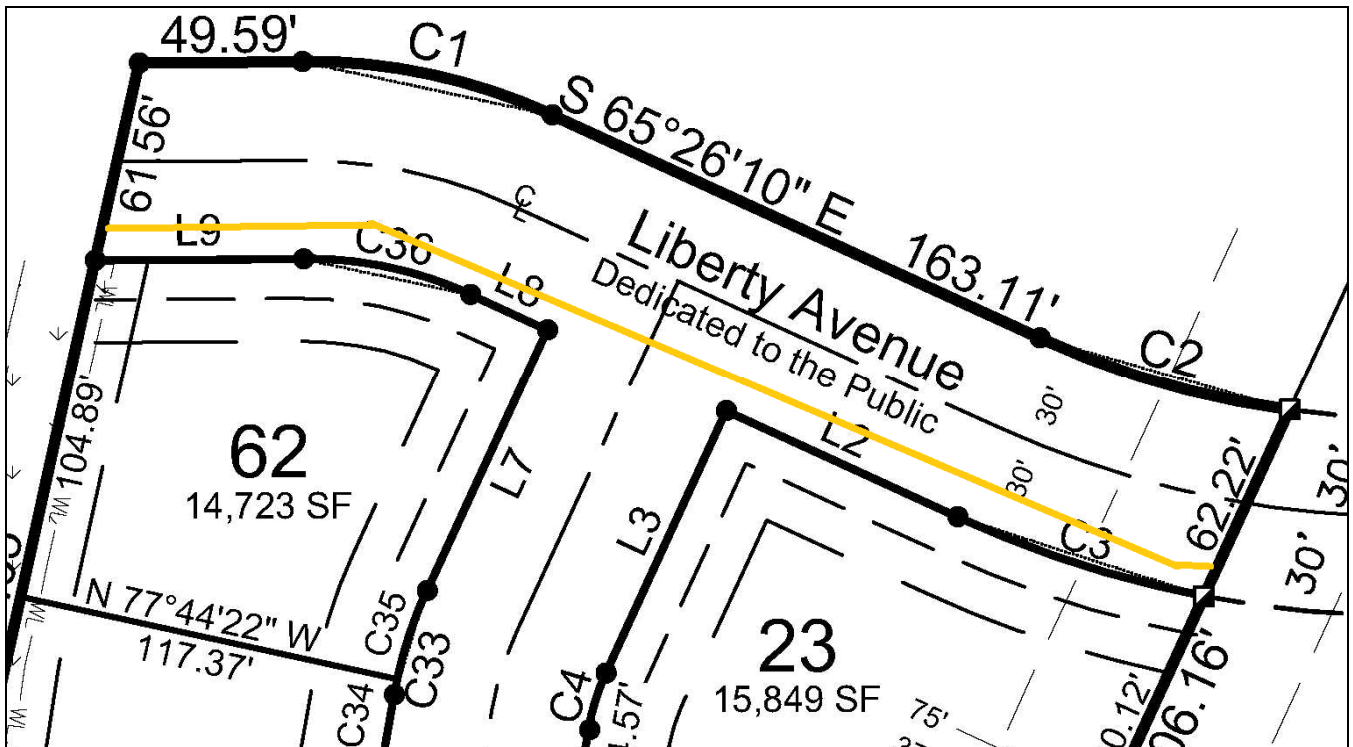
There are no objections to this plat with respect to Secs. 236.15, 236.16, 236.20 and 236.21(1) and (2), Wis. Stats. as provided by a 236.12, Wis. Stats.

Certified _____ 20

Department of Administration

Revision Date: Nov 10, 2023
File: 7771Final.dwg
Date: 11/10/2023
Drawn By: Jim
Sheet: 1 of 2

Nov 10 2023 3:14pm - 13\neas\dwg\7771\proj\dwg\7771.dwg - Printed by: jrs



The actual reimbursement will be less any applicable inspection fees due the Water Utility. There will be an oversized assessment due for each building permit in this development which will be used to offset some of the cost of oversized this water main.

Staff recommends reimbursing the Developer the costs to oversize the water main in the 1st Addition to Freedom Acres at a cost not to exceed \$14,000.00.

Director's Report
January 15, 2024

1. Water Loss Report.
2. The following items were approved at the January 9, 2024 Board of Public Works meeting
 - Final Pay Request, Contract 3-23, Concrete Pavement and Sidewalk Repair to Al Dix Concrete of Kaukauna, WI, in the amount of \$18,507.57 for Services, \$6,190.12 for Hydrants, and \$42,632.39 for Mains.
 - Final Pay Request, Contract 6-23, Sanitary & Storm Sewer, Water Main and Street Construction on Columbian Avenue, to Donald Hietpas & Sons, Inc. of Little Chute, WI, in the amount of \$9,673.01 for Water on Columbian.
3. Booster Station update.
4. Solar installation update.
5. The next regular Waterworks Commission meeting is scheduled for Monday, February 19, 2024.

**NEENAH WATER UTILITY
PRODUCTION/UNBILLED WATER REPORT**

**THREE MONTH TOTALS
(1000 GALLONS)**

USAGE PERIOD	RAW WATER	FINISHED WATER	BILLED WATER	WATER LOSS ACCOUNTED	WATER LOSS UNACCOUNTED	% WATER LOSS UNACCOUNTED
CURRENT THREE MONTHS (September, October, November)	298,140	290,390	257,432	11,510	21,448	7.39%
MOST RECENT THREE MONTHS (August, September, October)	321,910	313,140	282,189	20,334	10,617	3.39%
1 YEAR AGO (September, October, November)	296,960	287,270	249,315	14,460	23,495	8.18%

NOTES:

Raw water is the total amount of raw water withdrawn from Lake Winnebago / Fox River during the indicated period.

Finished water is the total amount of water entering the distribution system during the indicated period

Billed water is the total usage during the indicated period.

Water loss accounted includes internal plant usage, estimated loss from known main breaks and service leaks, and hydrant flushing.

Water loss unaccounted is calculated by subtracting the billed water and water loss accounted from the finished water.

**DAILY AVERAGE
(MGD)**

USAGE PERIOD	RAW WATER	FINISHED WATER
Nov, 2023	3.12	3.05
Oct, 2023	3.27	3.16
Nov, 2022	3.13	3.02

**City of Neenah
Department of Public Works
Contractor Request for Payment**

Contractor Name: Al Dix Concrete		Contract No. 3-23	
Address 500 Draper St 401 Gertrude St		Contract Amount \$561,275.00	
City Kaukauna WI 54130			
Name of Project	Concrete Pavement and Sidewalk Repair		
Location of Project	Various Locations		
Pay Request No.	FINAL	For Period	August 15, 2023 through November 30, 2023

CONTRACT SUMMARY

Original Contract Amount	\$561,275.00
Net Amount of Change Order	\$0.00
Adjusted Contract Amount	<u>\$561,275.00</u>

WORK PERFORMED TO DATE

Work Performed to Date	\$530,559.42
Less Retainage of 5%. If different indicate here	\$0.00
Net Amount Earned to Date	\$530,559.42
Less Previous Payments	\$254,813.75

BALANCE DUE THIS PAYMENT




\$275,745.67

CONTRACT BREAKOUT

	Account Numbers	Budget Total	Contract Breakdown	Due This Estimate	Paid to Date
Street Repair Undesignated-CF	012-5199-742-0236	\$65,363.00	\$65,363.00	\$3,268.15	\$62,094.85
Street Repair Undesignated-2023	012-5199-743-0236	\$200,000.00	\$79,509.00	\$22,799.69	\$40,742.65
Sidewalk/Trail Maint-CF	012-5301-742-0236	\$84,621.00	\$84,621.00	\$4,231.05	\$80,389.95
Sidewalk/Trail Maint-2023	012-5301-743-0236	\$125,000.00	\$103,458.00	\$93,030.72	\$22,423.80
Sidewalk-N. Park Avenue	012-5350-743-0236	\$25,000.00	\$31,000.00	\$25,000.00	\$0.00
Sidewalk-Car Wash	012-4777-742-0236	\$0.00	\$0.00	\$1,500.00	\$0.00
Sanitary Pavement Repairs	046-5049-743-0236	\$20,000.00	\$27,800.00	\$20,070.14	\$8,312.50
Storm Pavement Repairs-CF	049-5249-742-0236	\$17,218.00	\$17,218.00	\$860.90	\$16,357.10
Storm Pavement Repairs	049-5249-743-0236	\$55,000.00	\$55,046.00	\$37,654.94	\$24,492.90
Water Mains	400-0402-770-6730	\$250,000.00	\$71,990.00	\$42,632.39	\$0.00
Water Services	400-0402-770-6750	\$100,000.00	\$2,874.00	\$4,441.00	\$0.00
Water Hydrants	400-0000-207-0509	\$40,000.00	\$7,995.00	\$6,190.12	\$0.00
Water Misc Services	400-000-207-0510	\$100,000.00	\$14,401.00	\$14,066.57	\$0.00
		<u>\$1,082,202.00</u>	<u>\$561,275.00</u>	<u>\$275,745.67</u>	<u>\$254,813.75</u>

CERTIFICATION OF CONTRACTOR:

I certify that the foregoing is just and correct and the amount claimed is legally due after showing all just credits

Certified by Engineer		Date: 1-3-24
Certified by Public Works		Date: 1-5-2024
Certified by Water Utility		Date:
Certified by Contractor		Date: 1/3/24
	Approved BPW	Date:
	Approved Common Council (Final Payments Only)	Date:

Contract 3-23
Concrete Pavemetrn Sidewalk Repair

Item Code	Item Description	UofM	QTY	Unit Price	Extension	Quantity Completed to Date	Pay Request No.1				Pay Request FINAL			
							Quantity Completed this Period	\$ Completed this Period	Retainage Due this Period	Due this Estimate	Quantity Completed this Period	\$ Completed this Period	Retainage Owed this Period	Due this Estimate
1 404.4.4	Concrete Sidewalk / Driveway Apron Removal	Sq. Ft.	18,500.00	\$2.00	\$37,000.00	19,656.95	7,500.00	\$15,000.00	\$750.00	\$14,250.00	12,156.95	\$24,313.90	\$750.00	\$25,063.90
2 403.2.5.2	Concrete Curb and Gutter Removal	Lin. Ft.	500.00	\$5.00	\$2,500.00	926.50	200.00	\$1,000.00	\$50.00	\$950.00	726.50	\$3,632.50	\$50.00	\$3,682.50
3 404.4.1	Furnish and Install 4-inch Concrete Sidewalk Repair	Sq. Ft.	7,000.00	\$7.75	\$54,250.00	13,495.65	1,500.00	\$11,625.00	\$581.25	\$11,043.75	11,995.65	\$92,966.29	\$581.25	\$93,547.54
4 9999	Furnish and Install 5-inch Concrete Trail	Sq. Ft.	6,000.00	\$8.00	\$48,000.00	6,200.90	5,000.00	\$40,000.00	\$2,000.00	\$38,000.00	1,200.90	\$9,607.20	\$2,000.00	\$11,607.20
5 404.4.2	Furnish and Install 6-inch Concrete Sidewalk/Driveway Apron Repair	Sq. Ft.	5,500.00	\$8.25	\$45,375.00	2,295.90	1,000.00	\$8,250.00	\$412.50	\$7,837.50	1,295.90	\$10,691.18	\$412.50	\$11,103.68
6 403.2.1.1	Furnish and Install Concrete Curb & Gutter	Lin. Ft.	500.00	\$80.00	\$40,000.00	926.50	250.00	\$20,000.00	\$1,000.00	\$19,000.00	676.50	\$54,120.00	\$1,000.00	\$55,120.00
7 402.1.6.7	8" Concrete Pavement Repair	Sq. Yd.	1,300.00	\$90.00	\$117,000.00	938.00	700.00	\$63,000.00	\$3,150.00	\$59,850.00	238.00	\$21,420.00	\$3,150.00	\$24,570.00
8 402.1.6.8	8" Concrete Pavement Repair HES (7 bag)	Sq. Yd.	50.00	\$95.00	\$4,750.00	15.31	0.00	\$0.00	\$0.00	\$0.00	15.31	\$1,454.45	\$0.00	\$1,454.45
9 402.1.6.9	8" Concrete Pavement Repair HES (9 bag)	Sq. Yd.	50.00	\$110.00	\$5,500.00	0.00	0.00	\$0.00	\$0.00	\$0.00	0.00	\$0.00	\$0.00	\$0.00
10 402.1.6.7	9" Concrete Pavement Repair	Sq. Yd.	500.00	\$95.00	\$47,500.00	459.02	750.00	\$71,250.00	\$3,562.50	\$67,687.50	-290.98	-\$27,643.10	\$3,562.50	-\$24,080.60
11 402.1.6.8	9" Concrete Pavement Repair HES (7 bag)	Sq. Yd.	50.00	\$100.00	\$5,000.00	73.73	0.00	\$0.00	\$0.00	\$0.00	73.73	\$7,373.00	\$0.00	\$7,373.00
12 402.1.6.9	9" Concrete Pavement Repair HES (9 bag)	Sq. Yd.	50.00	\$120.00	\$6,000.00	0.00	0.00	\$0.00	\$0.00	\$0.00	0.00	\$0.00	\$0.00	\$0.00
13 405.3	Full Depth Saw Cut (concrete pavement)	Lin. Ft.	5,000.00	\$3.00	\$15,000.00	4,000.00	0.00	\$0.00	\$0.00	\$0.00	4,000.00	\$12,000.00	\$0.00	\$12,000.00
14 402.1.5.3	Furnish and Install 1/2-inch rods	Lin. Ft.	1,200.00	\$3.00	\$3,600.00	900.00	0.00	\$0.00	\$0.00	\$0.00	900.00	\$2,700.00	\$0.00	\$2,700.00
15 402.1.5.4	Furnish and Install Drilled Tie Bars	Each	1,500.00	\$10.00	\$15,000.00	960.00	0.00	\$0.00	\$0.00	\$0.00	960.00	\$9,600.00	\$0.00	\$9,600.00
16 402.1.5.5	Furnish and Install Drilled Dowel Bars	Each	2,500.00	\$15.00	\$37,500.00	1,150.00	0.00	\$0.00	\$0.00	\$0.00	1,150.00	\$17,250.00	\$0.00	\$17,250.00
17 402.1.7.3	Furnish and Install Cross Stitch	Each	100.00	\$100.00	\$10,000.00	36.00	0.00	\$0.00	\$0.00	\$0.00	36.00	\$3,600.00	\$0.00	\$3,600.00
18 105.2	Adjust Sewer Manhole	Each	25.00	\$500.00	\$12,500.00	27.00	20.00	\$10,000.00	\$500.00	\$9,500.00	7.00	\$3,500.00	\$500.00	\$4,000.00
19 305.8	Adjust Storm Catch Basin	Each	50.00	\$500.00	\$25,000.00	33.00	30.00	\$15,000.00	\$750.00	\$14,250.00	3.00	\$1,500.00	\$750.00	\$2,250.00
20 9999	Install Detectable Warning Field (Supplied by City)	Each	20.00	\$75.00	\$1,500.00	22.00	8.00	\$600.00	\$30.00	\$570.00	14.00	\$1,050.00	\$30.00	\$1,080.00
21 402.2.3.2	Route, Clean, and Seal existing concrete crack/joint	Lin. Ft.	600.00	\$3.00	\$1,800.00	233.00	0.00	\$0.00	\$0.00	\$0.00	233.00	\$699.00	\$0.00	\$699.00
22 505.1	Furnish & Install Terracing, Fertilize, Seed & Hydromulch	Sq. Yd.	100.00	\$15.00	\$1,500.00	0.00	0.00	\$0.00	\$0.00	\$0.00	0.00	\$0.00	\$0.00	\$0.00
23 706.1	Install and Maintain Traffic Control	Lump Sum	1.00	\$25,000.00	\$25,000.00	1.00	0.50	\$12,500.00	\$625.00	\$11,875.00	0.50	\$12,500.00	\$625.00	\$13,125.00
Total Base Bid					\$561,275.00			\$268,225.00	\$13,411.25	\$254,813.75		\$262,334.42	\$13,411.25	\$275,745.67

**City of Neenah
Department of Public Works
Contractor Request for Payment**

Contractor Name: Donald Hietpas & Sons, Inc.		Contract No.	6-23
Address: 1450 E North Avenue		Contract Amount	\$781,639.00
City Little Chute WI 54140			
Name of Project	Sanitary & Storm Sewer, Water Main and Street Construction		
Location of Project	Columbian Avenue		
Pay Request No.	FINAL	For Period	

CONTRACT SUMMARY

Original Contract Amount	\$781,639.00
Net Amount of Change Order No.1	\$50,067.00
Adjusted Contract Amount	<u>\$831,706.00</u>


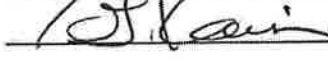

WORK PERFORMED TO DATE

Work Performed to Date	\$777,289.24
Less Retainage of 5%. If different indicate here	\$0.00
Net Amount Earned to Date	\$777,289.24
Less Previous Payments	\$685,731.95
BALANCE DUE THIS PAYMENT	<u>\$91,557.29</u>

CONTRACT BREAKOUT

	Account Numbers	Budget Total	Contract Breakdown	Due This Estimate	Paid to Date
Street Construction	012-4341-743-0236	\$345,000.00	\$239,944.00	\$40,985.73	\$187,280.28
Sanitary Sewer Construction	046-5057-743-0236	\$210,000.00	\$292,954.00	\$25,459.48	\$243,555.94
Storm Sewer Construction	049-5278-743-0236	\$97,000.00	\$56,319.00	\$13,152.19	\$43,969.52
Water Main Construction	400-0000-207-0523	\$200,000.00	\$192,422.00	\$9,673.01	\$167,475.60
CO#1-Beaulieu Sanitary Sewer	046-5001-743-0236	\$0.00	\$50,067.00	\$2,286.88	\$43,450.63
		<u>\$852,000.00</u>	<u>\$831,706.00</u>	<u>\$91,557.29</u>	<u>\$685,731.95</u>

CERTIFICATION OF CONTRACTOR:
I certify that the foregoing is just and correct and the amount claimed is legally due after showing all just credits

Certified by Engineer		Date: 1-3-24
Certified by Public Works		Date: 1-5-24
Certified by Water Utility		Date:
Certified by Contractor		Date: 1-3-24
	Approved BPW _____	Date:
	Approved Common Council (Final Payments Only)	Date:

City of Neenah Contract 6-23
Sanitary, Water, and Street Construction
Columbian Avenue

Item Code	Item Description	UoM	Change Order No.1			New Contract QTY	Unit Price	New Contract Total	Quantity Completed to Date	Pay Request No.4			Pay Request FINAL				
			QTY	Add/Delete						Quantity Completed this Period	\$ Completed this Period	Retainage Due this Period	Due this Estimate	Quantity Completed this Period	\$ Completed this Period	Retainage Owed this Period	Due this Estimate
1	101.3 Furnish and Relay 8-inch PVC Sanitary Sewer	Lin. Ft.	260	353.00		613.00	\$99.00	\$60,687.00	615.00	0.00	\$0.00	\$0.00	\$0.00	0.00	\$0.00	\$3,044.25	\$3,044.25
2	101.4 Furnish and Relay 12-inch PVC Sanitary Sewer	Lin. Ft.	30	0.00		30.00	\$148.25	\$4,447.50	3.00	0.00	\$0.00	\$0.00	\$0.00	3.00	\$444.75	\$0.00	\$444.75
3	101.4 Furnish and Relay 18-inch PVC Sanitary Sewer	Lin. Ft.	730	0.00		730.00	\$173.65	\$126,764.50	729.50	0.00	\$0.00	\$0.00	\$0.00	0.00	\$0.00	\$6,333.88	\$6,333.88
4	102.3 Furnish and Relay 6 inch Sanitary Lateral in ROW	Lin. Ft.	600	80.00		680.00	\$93.00	\$63,240.00	532.50	0.00	\$0.00	\$0.00	\$0.00	42.00	\$3,906.00	\$2,280.83	\$6,186.83
5	102.4 Furnish and Relay 6 inch Sanitary Lateral ROW to House	Lin. Ft.	50	0.00		50.00	\$50.00	\$2,500.00	0.00	0.00	\$0.00	\$0.00	\$0.00	-12.00	-\$600.00	\$30.00	-\$570.00
6	102.6 Reconnect Lateral to Main	Each	1	1.00		2.00	\$500.00	\$1,000.00	3.00	0.00	\$0.00	\$0.00	\$0.00	3.00	\$1,500.00	\$0.00	\$1,500.00
7	103.1 Furnish and Pipeburst 4-inch Sanitary Lateral	Lin. Ft.	700	10.00		710.00	\$5.05	\$3,585.50	580.00	0.00	\$0.00	\$0.00	\$0.00	0.00	\$0.00	\$146.45	\$146.45
8	103.2 Sanitary Lateral	Lin. Ft.	35	0.00		35.00	\$20.20	\$707.00	130.00	0.00	\$0.00	\$0.00	\$0.00	0.00	\$0.00	\$131.30	\$131.30
9	103.3 Reconnect Sanitary Lateral at Foundation - Pipeburst	Each	2	0.00		2.00	\$2,020.00	\$4,040.00	0.00	0.00	\$0.00	\$0.00	\$0.00	0.00	\$0.00	\$0.00	\$0.00
10	103.4 Reconnect Under Basement Floor - Pipeburst	Each	20	0.00		20.00	\$2,525.00	\$50,500.00	18.00	0.00	\$0.00	\$0.00	\$0.00	1.00	\$2,525.00	\$2,146.25	\$4,671.25
11	103.5 Extra Hole - Pipeburst	Each	1	0.00		1.00	\$505.00	\$505.00	0.00	0.00	\$0.00	\$0.00	\$0.00	0.00	\$0.00	\$0.00	\$0.00
12	104.1 Furnish and Install Standard Manhole	Ver. Ft.	22.5	11.00		33.50	\$580.00	\$19,430.00	32.85	0.00	\$0.00	\$0.00	\$0.00	0.00	\$0.00	\$952.65	\$952.65
13	105.2 Adjust Sanitary Manhole	Each	2	0.00		2.00	\$800.00	\$1,600.00	2.00	0.00	\$0.00	\$0.00	\$0.00	2.00	\$1,600.00	\$0.00	\$1,600.00
14	105.6 Remove Sanitary Manhole	Each	2	2.00		4.00	\$400.00	\$1,600.00	4.00	0.00	\$0.00	\$0.00	\$0.00	2.00	\$800.00	\$40.00	\$840.00
15	106.1 Clean and Televiser Sewer (Sanitary only)	LS	1	0.00		1.00	\$2,465.00	\$2,465.00	1.00	0.00	\$0.00	\$0.00	\$0.00	1.00	\$2,465.00	\$0.00	\$2,465.00
Total Sanitary Bid								\$343,071.50		\$0.00	\$0.00	\$0.00	\$0.00		\$12,650.75	\$15,105.61	\$27,746.36
Water																	
17	201.1.1 Furnish & Install 6-inch PVC C-900 Main	Lin. Ft.	40	0.00		40.00	\$150.00	\$6,000.00	31.00	0.00	\$0.00	\$0.00	\$0.00	0.00	\$0.00	\$232.50	\$232.50
18	201.1.2 Furnish & Install 8-inch PVC C-900 Main	Lin. Ft.	1000	0.00		1,000.00	\$90.00	\$90,000.00	1,006.00	0.00	\$0.00	\$0.00	\$0.00	0.00	\$0.00	\$4,527.00	\$4,527.00
19	202.1.2 Furnish & Install 1.25-inch PE Water Service in ROW by Trenching	Lin. Ft.	550	0.00		550.00	\$60.00	\$33,000.00	471.00	0.00	\$0.00	\$0.00	\$0.00	0.00	\$0.00	\$1,413.00	\$1,413.00
20	202.2.2 Furnish & Install 1.25-inch PE Water Service in ROW by Pulling	Lin. Ft.	25	0.00		25.00	\$50.00	\$1,250.00	0.00	0.00	\$0.00	\$0.00	\$0.00	0.00	\$0.00	\$0.00	\$0.00

City of Heenah Contract 6-23
Sanitary, Water, and Street Construction
Columbian Avenue

Item Code	Item Description	UoM	Change Order No.1		New Contract QTY	Unit Price	New Contract Total	Quantity Completed to Date	Pay Request No.4			Pay Request FINAL				
			QTY	Add/Delete					Quantity Completed this Period	\$ Completed this Period	Retainage Due this Period	Due this Estimate	Quantity Completed this Period	\$ Completed this Period	Retainage Owed this Period	Due this Estimate
Storm, Storm																
38	Furnish and Relay 10-inch Storm Sewer	Lin. Ft.	120	0.00	120.00	\$62.00	\$7,440.00	130.00	0.00	\$0.00	\$0.00	\$0.00	130.00	\$8,060.00	\$0.00	\$8,060.00
39	Furnish and Relay 12-inch Storm Sewer	Lin. Ft.	255	0.00	255.00	\$60.00	\$15,300.00	258.00	0.00	\$0.00	\$0.00	\$0.00	0.00	\$0.00	\$774.00	\$774.00
40	Furnish and install 30-inch Storm Sewer	Lin. Ft.	45	0.00	45.00	\$2,303.30	\$10,363.50	47.00	0.00	\$0.00	\$0.00	\$0.00	0.00	\$0.00	\$541.21	\$541.21
41	Furnish and install 4-inch Storm Sewer Lateral	Lin. Ft.	50	0.00	50.00	\$32.00	\$2,600.00	94.50	0.00	\$0.00	\$0.00	\$0.00	0.00	\$0.00	\$245.70	\$245.70
42	Furnish and Install Sump pump Pit (separate)	Each	1	0.00	1.00	\$757.50	\$757.50	0.00	0.00	\$0.00	\$0.00	\$0.00	0.00	\$0.00	\$0.00	\$0.00
43	Furnish and Install Sump Pump pit w/ Sanitary Pipeburst	Each	3	0.00	3.00	\$505.00	\$1,515.00	0.00	0.00	\$0.00	\$0.00	\$0.00	0.00	\$0.00	\$0.00	\$0.00
44	Furnish and Install Catch Basin	Each	4	0.00	4.00	\$2,300.00	\$9,200.00	4.00	0.00	\$0.00	\$0.00	\$0.00	0.00	\$0.00	\$460.00	\$460.00
45	Adjust Storm Catch Basin	Each	2	0.00	2.00	\$500.00	\$1,000.00	2.00	0.00	\$0.00	\$0.00	\$0.00	2.00	\$1,000.00	\$0.00	\$1,000.00
46	Remove Storm Catch Basin	Each	8	0.00	8.00	\$250.00	\$2,000.00	8.00	0.00	\$0.00	\$0.00	\$0.00	3.00	\$750.00	\$62.50	\$812.50
47	Furnish and Install Storm Manhole	Lin. Ft.	6.8	0.00	6.80	\$642.00	\$4,365.60	6.80	0.00	\$0.00	\$0.00	\$0.00	0.00	\$0.00	\$218.28	\$218.28
48	Adjust Storm Manhole	Each	2	0.00	2.00	\$500.00	\$1,000.00	1.00	0.00	\$0.00	\$0.00	\$0.00	1.00	\$500.00	\$0.00	\$500.00
49	Remove Storm Manhole	Each	1	0.00	1.00	\$250.00	\$250.00	1.00	0.00	\$0.00	\$0.00	\$0.00	0.00	\$0.00	\$12.50	\$12.50
50	Install and Maintain Type "D" Inlet Protection	Each	6	0.00	6.00	\$88.00	\$528.00	6.00	0.00	\$0.00	\$0.00	\$0.00	6.00	\$528.00	\$0.00	\$528.00
Total Storm Bid							\$56,319.60			\$0.00	\$0.00	\$0.00		\$10,838.00	\$2,314.19	\$13,152.19
Street																
51	Remove Existing Pavement and Maintain Utility Trench	Lin. Ft.	3100	0.00	0.00	\$1.00	\$3,100.00	3,100.00	0.00	\$0.00	\$0.00	\$0.00	100.00	\$100.00	\$150.00	\$250.00
52	Sawcut Existing Bituminous Pavement	Lin. Ft.	250	0.00	0.00	\$2.25	\$562.50	283.00	0.00	\$0.00	\$0.00	\$0.00	43.00	\$96.75	\$28.13	\$124.88
53	Remove Existing Bituminous Pavement	Sq. Yd.	3600	0.00	0.00	\$1.37	\$4,932.00	3,600.00	0.00	\$0.00	\$0.00	\$0.00	0.00	\$0.00	\$246.60	\$246.60
54	Remove Concrete Curb and Gutter	Lin. Ft.	1850	0.00	0.00	\$1.94	\$3,589.00	1,953.00	153.00	\$296.82	\$7.42	\$289.40	0.00	\$0.00	\$182.02	\$182.02
55	Remove Concrete Sidewalk/Driveway Apron	Sq. Ft.	5500	0.00	0.00	\$0.51	\$2,805.00	5,000.00	5,000.00	\$2,550.00	\$63.75	\$2,486.25	0.00	\$0.00	\$63.75	\$63.75
56	Unclassified Excavation	Cu. Yd.	2400	0.00	0.00	\$7.17	\$17,208.00	1,800.00	1,300.00	\$9,321.00	\$233.03	\$9,087.98	0.00	\$0.00	\$412.28	\$412.28
57	Furnish and Install Geogrid	Sq. Yd.	3800	0.00	0.00	\$1.80	\$6,840.00	4,000.00	3,300.00	\$5,940.00	\$148.50	\$5,791.50	200.00	\$360.00	\$193.50	\$553.50
58	Furnish and Install Crushed Aggregate Base	Ton	3050	0.00	0.00	\$13.95	\$42,547.50	2,725.91	1,700.00	\$23,715.00	\$592.88	\$23,122.13	525.91	\$7,335.44	\$941.63	\$8,278.07

