

AGENDA

NEENAH WATER UTILITY WATER COMMISSION MEETING

Monday, September 18, 2017

4:30 P.M.

The Hauser Room, City Hall

NOTICE IS HEREBY GIVEN, pursuant to the requirements of Wis. Stats. Sec. 19.84, that a majority of the Neenah Common Council may be present at this meeting. Common Council members may be present to gather information about a subject over which they have decision making responsibility. This constitutes a meeting of the Neenah Common Council and must be noticed as such. The Council will not take any formal action at this meeting.

- I. Approve the Minutes for July 2017 (Attachment)
- II. Approve the Invoices for July 2017 (Attachment)
- III. Approve the Invoices for August 2017 (Attachment)
- IV. Appearances
- V. Old/New Business
 - A. Developer Request for Water Main Replacement and Extension (Attachment)
 - B. Request to Install Radio Equipment on Utility Property (Attachment)
 - C. Draft Operating Budget (Attachment)
 - D. Draft Capital Improvement Program (CIP) (Attachment)
 - E. SBA Easement Lease Purchase Proposal (Attachment)
 - F. Director's Report (Attachment)
 - G. Storm Water Report (Attachment)
 - H. Any Other Business That May Legally Come Before the Commission
 - I. Adjournment

Neenah City Hall is accessible to the physically disadvantaged. If special accommodations are needed, please contact the Neenah Water Utility Office at 920-886-6180 at least 24 hours in advance of the meeting.

MINUTES OF THE NEENAH WATER WORKS COMMISSION
Regular Meeting
July 17, 2017
Hauser Room, City Hall

Present: President Kaufert, Commissioners, Hamblin, Schmeichel, Boyette, and Director Taylor

Excused: Commissioner Smaby

Also Present: City of Neenah Finance Director Easker, City of Neenah Assistant Comptroller Kahl, Brad Viegut representing Robert W. Baird & Co. and Neenah resident Cindy Duckert

Mayor Kaufert called the meeting to order at 4:33p.m.

Minutes June 2017 – Following discussion, **M.S.C. Schmeichel/Boyette to approve the June 19, 2017 Regular Meeting Minutes.** All voting aye.

Invoices June 2017 – The Commission questioned invoices from Graymont Capital Inc., Mulcahy/Shaw Water Inc., and The Wisconsin Department of Natural Resources (WDNR).

Director Taylor explained the invoices from; Graymont Capital Inc. are in line with 2016 hydrated lime purchases. Commissioner Schmeichel questioned the number of hydrated lime purchases and asked Director Taylor to report to the Commission. The invoice from Mulcahy/Shaw is for the budgeted replacement bulbs for the Ultraviolet (UV) Disinfection System at the Water Filtration Plant. The invoice from the WDNR is for the annual amount of water that the Utility pumps from Lake Winnebago and the Fox River.

Following discussion, **M.S.C. Boyette/Schmeichel to approve the invoices for June 2017.** All voting aye.

Appearances – None

Refinancing of Revenue Bonds Discussion – Brad Viegut from Baird presented recommendations to consider for refunding the revenue bonds.

The Commission expressed interest in paying off the proposed refinancing of the bonds earlier than the nine-year term proposed by Baird. A nine-year and six and one-half year option were presented.

Resolution 2017-18 for the sale of approximately \$835,000 Water Utility Revenue Refunding Bonds, Series 2007 – Following discussion, the Water Commission approved the nine-year refunding recommendation from Baird with one exception. The Commission desires to set aside the savings associated with the refinancing and use those funds to pay off the bonds after six and one-half years, when the bonds become “callable”.

M.S.C. Hamblin/Kaufert to adopt Resolution No. 2017-18. Providing for the sale of approximately \$835,000 Water Utility Revenue Refunding Bonds, Series 2007 as

amended to pay off the refunded bonds when they become callable after six and one-half years instead of the nine-year term. All voting aye.

2017 – 2nd Quarter Financial Report – Director Taylor presented the 2017 2nd Quarter Financial Report. Assistant Comptroller Kahl explained the Comparative Income Statement for the period. Total Operating Revenues are up slightly when compared to the same period in 2016. Total Operating Expenses are down in comparison. Net Income is up.

Regarding the Comparative Balance Sheet, Director Taylor informed the Commission that the Net Utility Plant in Service has decreased compared with the same time-period in 2016. Net Utility Plant in service directly affects the PILOT that the Water Utility pays to the City.

Mayor Kaufert asked how the PILOT is calculated. Director Taylor informed Mayor Kaufert that the PILOT amount is calculated into the Utility Rate Structure set by the Public Service Commission of Wisconsin (PSCW). Mayor Kaufert directed Assistant Comptroller Kahl to send the PILOT calculation to the Commission.

Following discussion - **M.S.C. Schmeichel/Boyette to accept the 2017 2nd Quarter Financial Report.** All voting aye.

Approval to Hire a Consulting Firm for Engineering Services – Director Taylor presented the proposal tabulation for the “Engineering and Inspection Services for the Water Tower Reconditioning Plans, Specifications, and Inspection Request for Proposal”. The Commission discussed the project proposals submitted by all of the Engineering Consulting Firms.

Following discussion, **M.S.C. Schmeichel/Hamblin to accept the proposal from Ruekert and Miekle for Engineering and Inspection Services for the Water Tower Reconditioning for the estimated cost of \$30,300.00.** All voting aye.

Director’s Report – Following are highlights from the report:

1. Non-Billable Water Report for May (March, April, May)
-7.76% up from April (February, March, April) -13.25% and is influenced by a large leak loss calculation in March.
2. Geographical Information System (GIS) update: The field data collection is complete. A punch list of data remains for entry into the GIS database. The Utility is now ready to purchase computer hardware and software for field operations.
3. 2017 Lead and Copper testing update: The annual lead and copper testing in the distribution system is complete. The Utility passed the required testing for 2017.

Page 3 of 3
Water Commission Minutes
July 17, 2017

4. Chemical Storage, Delivery and Feed System Project Update: Plans and specifications have been submitted to the Wisconsin Department of Natural Resources (WDNR) for approval.
5. 2016 Financial Audit update: Record copies of the 2016 Audit were distributed to the Commission.
6. City of Neenah Block Grant Funding (BGF): The Utility is working with Neenah Community Development and the Department of Public Works to establish a list of properties in the City that may be eligible for BGF for the replacement of water service lines and sewer laterals.
7. 2017 WDNR/Lake Winnebago Water Utilities Algal Toxin Study: The Utility is once again working with the WDNR and the other Lake Winnebago water producers to study blue green algae in the lake and throughout the treatment processes.
8. 2017 University Wisconsin Oshkosh (UWO) and Neenah Water Utility bio-available phosphorus study: The Utility will be working with UWO to provide water samples from Lake Winnebago for the phosphorus study.
9. #1 Lime Softener Hood maintenance update: The #1 softener hood was spot repaired for corrosion.
10. Miscellaneous Water News
11. The next Water Commission Meeting is scheduled for August 21, 2017.

Storm Water Report – No Action taken.

Adjournment – **M.S.C. Schmeichel/Hamblin to adjourn at 5:56 p.m.** All voting Aye.

Respectfully submitted,

Kent Taylor, Director
Neenah Water Utility

WATER UTILITY CASH ACTIVITY
July 2017

Cash Balance July 1, 2017		\$1,273,817
Cash Receipts		
Water Collection Receipts	577,189	
Other Water Receipts	19,830	
Investments	<u>22</u>	
		597,042
Cash Distributions		
Check Register	78,491	
P-Card Register	35,041	
Debt Service	233,153	
Reserves	30,250	
Disbursements to the City	<u>126,837</u>	
		<u>503,773</u>
Cash Balance July 31, 2017		<u><u>1,367,086</u></u>

JULY DISBURSEMENTS TO THE CITY

Payroll	90,613
Payroll Benefits	30,780
Vehicle/Equip Maint	93
Vehicle Fuel & Fluids	1,123
Postage	31
Water Bills	919
HRA Account-Prost	729
Annual Revenue Bond Fee	475
IS Services	<u>2,073</u>
Total July Disbursements to the City	<u>126,837</u>

REPLACEMENT FUND RESERVES AS OF JULY 2017

Sludge Lagoon	\$2,279,268
Vehicles	146,440
Painting Towers	250,250
Painting Hydrants	<u>40,000</u>
Total Replacement Fund Reserves	<u>\$2,715,957</u>

VENDOR NAME	CHECK #	CHECK DATE	INV#	TRANS CODE	ACCOUNT NUMBER	DESCRIPTION	TRANSACTION AMOUNT	DEPARTMENT							
DIVERSIFIED BENEFIT SERVICES I	42572	07/07/2017	243544	AP	400-0401-770-9260	JUN SVCS - FLEX SPENDING	22.50	Other							
						WATER									
						CHECK TOTAL -	22.50								
FEDEX	42573	07/07/2017	58483862	AP	400-0401-770-6630	SHIPPING CHARGE	16.51	Other							
						CHECK TOTAL -	16.51								
GUENTHER SUPPLY INC	42576	07/07/2017	780313	AP	400-0402-770-6520	GRIPPER PLUGS	58.76	Other							
						CHECK TOTAL -	58.76								
MICHELS MATERIALS	42584	07/07/2017	335141	AP	400-0402-770-6730	GRAVEL	93.80	Other							
						42584			07/07/2017	335141	AP	400-0402-770-6750	GRAVEL	155.11	Other
						CHECK TOTAL -	248.91								
POLLARDWATER.COM	42590	07/07/2017	79231	AP	400-0401-770-6630	SEAL WIRE	167.74	Other							
						42590			07/07/2017	79374	AP	400-0402-770-6780	PRESSURE GAUGES	226.83	Other
						CHECK TOTAL -	394.57								
WE ENERGIES	42595	07/07/2017	447772	AP	400-0401-770-6230	PUMPING ELECTRIC	10,069.05	Other							
						MAY AND JUN									
						42595			07/07/2017	447772	AP	400-0401-770-6260	PUMPING HEAT	113.32	Other
													MAY AND JUN		
						42595			07/07/2017	447772	AP	400-0401-770-6420	WATER TREATMENT - HEAT	298.77	Other
													MAY AND JUN		
						42595			07/07/2017	447772	AP	400-0401-770-6430	WATER TREATMENT ELECTRIC	3,872.71	Other
													MAY AND JUN		
						42595			07/07/2017	447772	AP	400-0401-770-6610	WATER TOWER ELECTRIC	676.53	Other
													MAY AND JUN		
42595	07/07/2017	447772	AP	400-0401-770-6630	METER SVC-ELECTRIC/HEAT	196.63	Other								
					MAY AND JUN										
42595	07/07/2017	447772	AP	400-0401-770-6650	DIST - ELECTRIC & HEAT	1,769.50	Other								
					MAY AND JUN										
						CHECK TOTAL -	16,996.51								
GRAYMONT CAPITAL INC	42618	07/13/2017	95193RI	AP	400-0401-770-6410	HYDRATED LIME	2,429.64	Other							
						42618			07/13/2017	94930RI	AP	400-0401-770-6410	HYDRATED LIME	3,040.11	Other
						CHECK TOTAL -	5,469.75								
HD SUPPLY WATERWORKS LTD	42619	07/13/2017	H320616	AP	400-0402-770-6750	CROSS CONNECTION DEVICES	5,900.00	Other							
						CHECK TOTAL -	5,900.00								
MICHELS MATERIALS	42634	07/13/2017	335623	AP	400-0402-770-6750	GRAVEL	342.55	Other							
						42634			07/13/2017	335623	AP	400-0402-770-6730	GRAVEL	211.05	Other
						CHECK TOTAL -	553.60								

VENDOR NAME	CHECK #	CHECK DATE	TRANS INV#	ACCOUNT NUMBER	DESCRIPTION	TRANSACTION AMOUNT	DEPARTMENT
UNDERWATER CONSTRUCTION CORPOR	42656	07/13/2017	17102145	AP 400-0402-770-6130	DIVING SERVICES	4,015.00	Other
					CHECK TOTAL -	4,015.00	
DIGGERS HOTLINE INC	42676	07/20/2017	17062580	AP 400-0401-770-6620	JUN TICKETS-WATER UTILITY	199.50	Other
					CHECK TOTAL -	199.50	
DIVERSIFIED BENEFIT SERVICES I	42677	07/20/2017	244524	AP 400-0401-770-9260	JUL SERVICES - HRA WATER	69.70	Other
					CHECK TOTAL -	69.70	
GRAPHIC COMPOSITION INC	42683	07/20/2017	247796	AP 400-0401-770-9270	2016 WATER QUALITY REPORT	2,108.00	Other
					CHECK TOTAL -	2,108.00	
GRAYMONT CAPITAL INC	42684	07/20/2017	95327RI	AP 400-0401-770-6410	HYDRATED LIME	3,373.65	Other
					CHECK TOTAL -	3,373.65	
HD SUPPLY WATERWORKS LTD	42686	07/20/2017	H375668	AP 400-0402-770-6750	STOP BOX REPAIR TOPS	1,805.00	Other
	42686	07/20/2017	H365224	AP 400-0402-770-6750	SERVICE FITTINGS	334.00	Other
					CHECK TOTAL -	2,139.00	
KRUEGER TRUE VALUE	42696	07/20/2017	78570	AP 400-0401-770-6620	TOOLS	2.60	Other
	42696	07/20/2017	77699	AP 400-0402-770-6750	FERTILIZER, GRASS SEED	55.58	Other
	42696	07/20/2017	77736	AP 400-0402-770-6520	BLEACH, LEAKSEAL, SEAL SPRAY, HARDWARE	62.71	Other
	42696	07/20/2017	77988	AP 400-0402-770-6520	WOOD	13.98	Other
	42696	07/20/2017	78029	AP 400-0402-770-6780	SAW BATTERIES	139.00	Other
	42696	07/20/2017	78156	AP 400-0402-770-6750	CONCRETE MIX	31.96	Other
	42696	07/20/2017	78493	AP 400-0402-770-6520	PVC PIPE, LONG SWEEP ELBOW	32.38	Other
	42696	07/20/2017	78371	AP 400-0402-770-6750	GRASS SEED	14.39	Other
	42696	07/20/2017	78252	AP 400-0401-770-6620	SOAP, SOCKET ADAPTORS	13.37	Other
	42696	07/20/2017	78594	AP 400-0402-770-6750	CONCRETE MIX	31.96	Other
					CHECK TOTAL -	397.93	
MICHELS MATERIALS	42703	07/20/2017	336094	AP 400-0000-207-0366	GRAVEL	309.60	Maintenance Ren
					CHECK TOTAL -	309.60	
DIVERSIFIED BENEFIT SERVICES I	42730	07/27/2017	245150	AP 400-0401-770-9260	JUL SVCS - FLEX SPENDING WATER	22.50	Other
					CHECK TOTAL -	22.50	
GRAYMONT CAPITAL INC	42736	07/27/2017	95954RI	AP 400-0401-770-6410	HYDRATED LIME	3,202.29	Other
	42736	07/27/2017	96003RI	AP 400-0401-770-6410	HYDRATED LIME	3,096.72	Other

VENDOR NAME	CHECK #	CHECK DATE	TRANS INV#	CODE	ACCOUNT NUMBER	DESCRIPTION	TRANSACTION AMOUNT	DEPARTMENT
						CHECK TOTAL -	6,299.01	
MICHELS MATERIALS	42746	07/27/2017	336588	AP	400-0000-207-0366	GRAVEL	365.78	Maintenance Ren
						CHECK TOTAL -	365.78	
MID VALLEY INDUSTRIAL SERVICES	42747	07/27/2017	17386	AP	400-0402-770-6520	BLAST & REPAINT SOFTENER	15,278.22	Other
						CHECK TOTAL -	15,278.22	
NORTHEAST ASPHALT INC	42752	07/27/2017	1495834	AP	400-0402-770-6730	COLD MIX	987.54	Other
						CHECK TOTAL -	987.54	
ROBERT E LEE & ASSOCIATES INC	42757	07/27/2017	72277	AP	400-0000-207-0369	JUN SERVICES-GIS MAPPING	12,890.75	Maintenance Ren
						CHECK TOTAL -	12,890.75	
WATER REFUND VENDOR	42779	07/27/2017	WTR/REFU	AP	400-0000-117-4201	REF CR BAL-335 BRANTWOOD 33-00023-00-09	328.77	Maintenance Ren
						CHECK TOTAL -	328.77	
WATER REFUND VENDOR	42780	07/27/2017	WTR/REFU	AP	400-0000-117-4201	REF CR BAL 109 KING ST 5002750001	45.31	Maintenance Ren
						CHECK TOTAL -	45.31	
						GRAND TOTAL -	78,491.37	

*** END OF REPORT ***

VENDOR NAME	CHECK #	CHECK DATE	TRANS		DESCRIPTION	TRANSACTION AMOUNT	DEPARTMENT
			INV#	ACCOUNT NUMBER			
JPMORGAN CHASE BANK NA	124	08/10/2017	07-15-17	AP 400-0401-770-6620	MORTON SAFETY 17801401/MARKING PAINT	479.88	Other
	124	08/10/2017	07-15-17	AP 400-0401-770-6620	MORTON SAFETY 17801400/MARKING PAINT	79.98	Other
	124	08/10/2017	07-15-17	AP 400-0401-770-6630	USCC CALL CENTER AIRTIME 5/22-6/21	8.64	Other
	124	08/10/2017	07-15-17	AP 400-0401-770-6650	USCC CALL CENTER AIRTIME 5/22-6/21	8.63	Other
	124	08/10/2017	07-15-17	AP 400-0401-770-6260	USCC CALL CENTER AIRTIME 5/22-6/21	.97	Other
	124	08/10/2017	07-15-17	AP 400-0401-770-6430	USCC CALL CENTER AIRTIME 5/22-6/21	.96	Other
	124	08/10/2017	07-15-17	AP 400-0401-770-6620	USCC CALL CENTER AIRTIME 5/22-6/21	3.28	Other
	124	08/10/2017	07-15-17	AP 400-0401-770-6630	USCC CALL CENTER AIRTIME 5/22-6/21	3.07	Other
	124	08/10/2017	07-15-17	AP 400-0401-770-6650	USCC CALL CENTER AIRTIME 5/22-6/21	3.26	Other
	124	08/10/2017	07-15-17	AP 400-0401-770-9020	USCC CALL CENTER AIRTIME 5/22-6/21	3.07	Other
	124	08/10/2017	07-15-17	AP 400-0402-770-6520	H W DAHNKE SALES CO 1706193/DUST SOCKS FOR LI	108.37	Other
	124	08/10/2017	07-15-17	AP 400-0402-770-6520	H W DAHNKE SALES CO 1706276/DUST SOCKS	282.02	Other
	124	08/10/2017	07-15-17	AP 400-0402-770-6780	EASTENAL COMPANY01 CUT-OFF WHEELS	33.72	Other
	124	08/10/2017	07-15-17	AP 400-0402-770-6520	EASTENAL COMPANY01 HARDWARE FOR SOFTENER	359.37	Other
	124	08/10/2017	07-15-17	AP 400-0401-770-6620	USA BLUE BOOK ELECTROLYTE REPLACEMENT	90.80	Other
	124	08/10/2017	07-15-17	AP 400-0000-207-0369	SEILER INSTRUMENT TORNADO ANTENNA	1,692.00	Maintenance Ren
	124	08/10/2017	07-15-17	AP 400-0401-770-9270	AFFINITYHLTH EMPOL PRE-EMPLOYMENT TESTS	284.00	Other
	124	08/10/2017	07-15-17	AP 400-0401-770-6410	POLYDYNE INC C-308P POLYMER	11,570.00	Other
	124	08/10/2017	07-15-17	AP 400-0402-770-6780	NIELSON COMMUNICATIONS RADIO REPAIR	153.75	Other
	124	08/10/2017	07-15-17	AP 400-0401-770-9270	OPC*WI RURAL WTR CONF WRWA CONF RECKNER	65.00	Other
	124	08/10/2017	07-15-17	AP 400-0401-770-9270	OPC MSC*SERVICE FEE 02 WRWA CONF RECKNER FEE	2.95	Other
	124	08/10/2017	07-15-17	AP 400-0401-770-6420	USA BLUE BOOK LAB REAGENTS	10.83	Other
	124	08/10/2017	07-15-17	AP 400-0401-770-6420	USA BLUE BOOK LAB REAGENTS	294.28	Other
	124	08/10/2017	07-15-17	AP 400-0401-770-6420	CULLIGAN WATER CONDITI LAB WATER	43.00	Other
	124	08/10/2017	07-15-17	AP 400-0401-770-6420	CULLIGAN WATER CONDITI LAB WATER	37.00	Other
	124	08/10/2017	07-15-17	AP 400-0401-770-6430	WAL-MART #2986 CLEANING SUPPLIES	183.65	Other

VENDOR NAME	CHECK #	CHECK DATE	TRANS INV#	CODE	ACCOUNT NUMBER	DESCRIPTION	TRANSACTION AMOUNT	DEPARTMENT
	124	08/10/2017	07-15-17	AP	400-0401-770-6420	THE UPS STORE 2376	9.28	Other
	124	08/10/2017	07-15-17	AP	400-0402-770-6520	SHIPPING LAB TESTS ECCOMPRESSEDPAIR.COM COMPRESSOR FILTERS	328.59	Other
	CHECK TOTAL -						16,118.69	
JPMORGAN CHASE BANK NA	126	08/10/2017	07-31-17	AP	400-0402-770-6760	BADGER METER INC METER PARTS	68.24	Other
	126	08/10/2017	07-31-17	AP	400-0401-770-6430	EMS INC	236.50	Other
	126	08/10/2017	07-31-17	AP	400-0401-770-6620	HOLST INSPECTION FASTENAL COMPANY01	233.99	Other
	126	08/10/2017	07-31-17	AP	400-0402-770-6730	IMPACT WRENCH DAVIES WATER #1476	546.22	Other
	126	08/10/2017	07-31-17	AP	400-0401-770-6420	REPAIR 8 SLEEVES NCL OF WISCONSIN INC	199.52	Other
	126	08/10/2017	07-31-17	AP	400-0401-770-6420	LAB REAGENTS/EQUIP. WI STATE HYGIENE LAB	25.00	Other
	126	08/10/2017	07-31-17	AP	400-0401-770-6430	LAB TEST 6/6 TDS METROOM	62.68	Other
	126	08/10/2017	07-31-17	AP	400-0401-770-6630	JUNE TDS PHONE TDS METROOM	20.89	Other
	126	08/10/2017	07-31-17	AP	400-0401-770-6650	JUNE TDS PHONE TDS METROOM	41.78	Other
	126	08/10/2017	07-31-17	AP	400-0401-770-9030	JUNE TDS PHONE TDS METROOM	5.24	Other
	126	08/10/2017	07-31-17	AP	400-0401-770-9210	JUNE TDS PHONE TDS METROOM	7.87	Other
	126	08/10/2017	07-31-17	AP	400-0402-770-6780	JUNE TDS PHONE HAFEMEISTER MACHINE CO	201.20	Other
	CHECK TOTAL -						1,649.13	
JPMORGAN CHASE BANK NA	127	08/10/2017	07-31-17	AP	400-0401-770-9210	STEEL STOCK CDW GOVT #JMHO447	382.50	Other
	127	08/10/2017	07-31-17	AP	400-0402-770-6730	24" MONITORS WATER KANO LABORATORIES, INC	248.69	Other
	127	08/10/2017	07-31-17	AP	400-0401-770-9210	PENETRATING OIL AMAZON.COM	142.99	Other
	127	08/10/2017	07-31-17	AP	400-0401-770-9210	PRINTER-COPIER AMAZON MKTPLACE PMTS	54.99	Other
	127	08/10/2017	07-31-17	AP	400-0401-770-6420	TONER IDEXX DISTRIBUTION INC	155.40	Other
	127	08/10/2017	07-31-17	AP	400-0401-770-6430	LAB REAGENTS CO2METER	510.25	Other
	127	08/10/2017	07-31-17	AP	400-0401-770-6420	PLANT CO2 METER THE UPS STORE 2376	26.30	Other
	127	08/10/2017	07-31-17	AP	400-0402-770-6520	SHIPPING LAB TESTS AMAZON MKTPLACE PMTS	157.71	Other
	127	08/10/2017	07-31-17	AP	400-0401-770-6410	HART MODEM KEMIRA WATER SOLUTIONS	4,021.36	Other
							9017552984/FERRIC SULFATE	

VENDOR NAME	CHECK #	CHECK DATE	TRANS INV#	CODE	ACCOUNT NUMBER	DESCRIPTION	TRANSACTION AMOUNT	DEPARTMENT
	127	08/10/2017	07-31-17	AP	400-0401-770-6410	KEMIRA WATER SOLUTIONS 9017548147/FERRIC SULFATE	3,940.52	Other
	127	08/10/2017	07-31-17	AP	400-0401-770-6420	NORTHERN LAKE SERVICE, LAB TESTS	68.00	Other
	127	08/10/2017	07-31-17	AP	400-0401-770-6430	CINTAS 443 FLOOR MATS	33.09	Other
	127	08/10/2017	07-31-17	AP	400-0401-770-6650	CINTAS 443 FLOOR MATS	33.08	Other
	127	08/10/2017	07-31-17	AP	400-0401-770-6410	HAWKINS INC AQUA AMMONIA	502.14	Other
	127	08/10/2017	07-31-17	AP	400-0401-770-6410	HAWKINS INC SODIUM PERMANGANATE	1,681.42	Other
	127	08/10/2017	07-31-17	AP	400-0401-770-6410	HAWKINS INC LPC4	3,301.92	Other
	127	08/10/2017	07-31-17	AP	400-0401-770-6410	HAWKINS INC ENVIRONMENTAL CHRQ	20.00	Other
	127	08/10/2017	07-31-17	AP	400-0402-770-6520	EMI SUPPLY INC CAULK	142.15	Other
	127	08/10/2017	07-31-17	AP	400-0401-770-6420	AMAZON MKTPLACE PMTS MINI MAGNETIC STIRER	195.00	Other
	127	08/10/2017	07-31-17	AP	400-0401-770-6420	NORTHERN LAKE SERVICE, LAB TESTS	600.00	Other
	127	08/10/2017	07-31-17	AP	400-0401-770-6420	AMAZON MKTPLACE PMTS LAB EQUIPMENT	58.44	Other
	127	08/10/2017	07-31-17	AP	400-0401-770-6420	VWR INTERNATIONAL INC LAB EQUIPMENT	61.85	Other
	127	08/10/2017	07-31-17	AP	400-0401-770-6650	VESTA *AT&T GPS PHONE	26.25	Other
						CHECK TOTAL -	16,364.05	
						GRAND TOTAL -	34,131.87	

*** END OF REPORT ***

VENDOR NAME	CHECK #	CHECK DATE	TRANS INV#	CODE	ACCOUNT NUMBER	DESCRIPTION	TRANSACTION AMOUNT	DEPARTMENT
JPMORGAN CHASE BANK NA	123	07/10/2017	06-30-17	AP	400-0401-770-9270	AWWA.ORG	89.50	Other
						SAFETY MGMT FOR UTILITIES		
	123	07/10/2017	06-30-17	AP	400-0401-770-6650	VESTA *AT&T	26.25	Other
						GPS MONTHLY PHONE		
	123	07/10/2017	06-30-17	AP	400-0401-770-9270	TAXI SVC LONG ISLAND C	34.86	Other
						AWWA CONF TAXI		
	123	07/10/2017	06-30-17	AP	400-0401-770-9270	HOLIDAY INNS	758.85	Other
						AWWA CONF LODGING TAYLOR		
						CHECK TOTAL -	909.46	

+ 34,131.87

\$ 35,041.33

WATER UTILITY CASH ACTIVITY
August 2017

Cash Balance August 1, 2017		\$1,367,086
Cash Receipts		
Water Collection Receipts	509,364	
Other Water Receipts	16,339	
Investments	<u>23</u>	
		525,726
Cash Distributions		
Check Register	69,936	
P-Card Register	20,327	
Debt Service	233,153	
Reserves	30,250	
Disbursements to the City	<u>116,694</u>	
		<u>470,360</u>
Cash Balance August 31, 2017		<u><u>1,422,452</u></u>

AUG DISBURSEMENTS TO THE CITY

Payroll		84,556
Payroll Benefits		28,145
Vehicle Fuel & Fluids		1,323
Vehicle Maint		561
Postage		35
IS Services		<u>2,073</u>
Total August Disbursements to the City		<u><u>116,694</u></u>

REPLACEMENT FUND RESERVES AS OF AUGUST 2017

Sludge Lagoon		\$2,304,268
Vehicles		148,940
Painting Towers		253,000
Painting Hydrants		<u>40,000</u>
Total Replacement Fund Reserves		<u><u>\$2,746,207</u></u>

VENDOR NAME	CHECK #	CHECK DATE	TRANS INV#	CODE	ACCOUNT NUMBER	DESCRIPTION	TRANSACTION AMOUNT	DEPARTMENT
MICHELS MATERIALS	42804	08/03/2017	337020	AP	400-0402-770-6730	GRAVEL	895.30	Other
						CHECK TOTAL -	895.30	
SES GROUP INC	42816	08/03/2017	S2535P	AP	400-0401-770-6430	RPR CHILLER/HVAC	515.00	Other
						CHECK TOTAL -	515.00	
WE ENERGIES	42821	08/03/2017	447772	AP	400-0401-770-6230	PUMPING - ELECTRIC JUN-JUL	9,788.99	Other
	42821	08/03/2017	447772	AP	400-0401-770-6260	PUMPING - HEAT JUN-JUL	59.89	Other
	42821	08/03/2017	447772	AP	400-0401-770-6420	WATER TREATMENT-HEAT JUN-JUL	157.88	Other
	42821	08/03/2017	447772	AP	400-0401-770-6430	WATER TREATMENT-ELECTRIC JUN-JUL	3,765.00	Other
	42821	08/03/2017	447772	AP	400-0401-770-6610	WATER TOWER - ELECTRIC MAY-JUL	344.92	Other
	42821	08/03/2017	447772	AP	400-0401-770-6630	METER SERVICE-ELECTRIC & HEAT - JUN-JUL	189.12	Other
	42821	08/03/2017	447772	AP	400-0401-770-6650	DISTRIBUTION-ELECTRIC & HEAT - JUN-JUL	1,702.03	Other
						CHECK TOTAL -	16,007.83	
WISCONSIN RURAL WATER ASSOCIAT	42825	08/03/2017	08-02-17	AP	400-0401-770-9270	UTILITY MGMT CONFERENCE- TAYLOR 08-02	100.00	Other
						CHECK TOTAL -	100.00	
WATER REFUND VENDOR	42832	08/10/2017	WATER/RE	AP	400-0000-117-4201	REF CR BAL 03-00097-00-07 134 1/2 GRUENWALD AVE	61.83	Maintenance Ren
						CHECK TOTAL -	61.83	
WATER REFUND VENDOR	42836	08/10/2017	WATER/RE	AP	400-0000-117-4201	REF CR BAL 15-00685-00-05 519 GROVE ST	20.40	Maintenance Ren
						CHECK TOTAL -	20.40	
FEDEX	42846	08/10/2017	58776538	AP	400-0401-770-6620	SHIPPING CHARGE	18.78	Other
						CHECK TOTAL -	18.78	
FIRST AMERICAN TITLE INSURANCE	42847	08/10/2017	WATER/RE	AP	400-0000-117-4201	REF CR BAL 18-00614-00-01 1219 GREEN ACRES LN	232.53	Maintenance Ren
	42847	08/10/2017	WATER/RE	AP	400-0000-117-4201	REF CR BAL 27-00419-00-00 610 O'LEARY ST	317.54	Maintenance Ren
						CHECK TOTAL -	550.07	
GRAYMONT CAPITAL INC	42849	08/10/2017	96538RI	AP	400-0401-770-6410	HYDRATED LIME	2,669.85	Other

VENDOR NAME	CHECK #	CHECK DATE	TRANS INV#	CODE	ACCOUNT NUMBER	DESCRIPTION	TRANSACTION AMOUNT	DEPARTMENT
						CHECK TOTAL -	2,669.85	
HD SUPPLY WATERWORKS LTD	42850	08/10/2017	H479914	AP	400-0402-770-6770	HYDRANT EXTENSIONS	1,910.00	Other
						CHECK TOTAL -	1,910.00	
JOHN'S SAW SERVICE	42853	08/10/2017	10982	AP	400-0402-770-6780	RECOIL SPRING	17.99	Other
						CHECK TOTAL -	17.99	
WATER REFUND VENDOR	42860	08/10/2017	WATER/RE	AP	400-0000-117-4201	REF CR BAL 18-00270-00-01 1038 GREEN ACRES LN	234.33	Maintenance Ren
						CHECK TOTAL -	234.33	
MICHELS MATERIALS	42864	08/10/2017	337432	AP	400-0000-207-0366	GRAVEL	107.99	Maintenance Ren
						CHECK TOTAL -	107.99	
WATER REFUND VENDOR	42866	08/10/2017	WATER/RE	AP	400-0000-117-4201	REF CR BAL 25-00237-00-02 160 CURTIS AVE	201.20	Maintenance Ren
						CHECK TOTAL -	201.20	
WATER REFUND VENDOR	42880	08/10/2017	WATER/RE	AP	400-0000-117-4201	REF CR BAL 10-00069-00-00 300 BOND ST	398.12	Maintenance Ren
						CHECK TOTAL -	398.12	
DIVERSIFIED BENEFIT SERVICES I	42905	08/17/2017	245918	AP	400-0401-770-9260	AUG SERVICES - HRA WATER	69.70	Other
						CHECK TOTAL -	69.70	
WATER REFUND VENDOR	42907	08/17/2017	WATER/RE	AP	400-0000-117-4201	REF CR BAL 15-00307-00-02 308 OAK ST	120.54	Maintenance Ren
	42907	08/17/2017	WATER/RE	AP	400-0000-117-4201	REF CR BAL 35-00088-08-00 1508 DICKENSON CT	166.03	Maintenance Ren
	42907	08/17/2017	WATER/RE	AP	400-0000-117-4201	REF CR BAL 26-00135-00-00 530 HAYLETT ST	163.42	Maintenance Ren
						CHECK TOTAL -	449.99	
GRAYMONT CAPITAL INC	42912	08/17/2017	97185RI	AP	400-0401-770-6410	HYDRATED LIME	3,001.86	Other
						CHECK TOTAL -	3,001.86	
HD SUPPLY WATERWORKS LTD	42915	08/17/2017	H389665	AP	400-0402-770-6750	STOP BOX PARTS	320.00	Other
						CHECK TOTAL -	320.00	

VENDOR NAME	CHECK #	CHECK DATE	TRANS INV#	CODE	ACCOUNT NUMBER	DESCRIPTION	TRANSACTION AMOUNT	DEPARTMENT
JOHN'S SAW SERVICE	42918	08/17/2017	11134	AP	400-0402-770-6520	BUTTON FOR LINE TRIMMER HEAD	2.99	Other
						CHECK TOTAL -	2.99	
KRUEGER TRUE VALUE	42922	08/17/2017	79277	AP	400-0401-770-6620	PAISLS, SCREWDRIVERS, PLIERS, FLASHLIGHTS	86.85	Other
	42922	08/17/2017	79572	AP	400-0401-770-6420	LAB VINEGAR	14.36	Other
	42922	08/17/2017	79819	AP	400-0401-770-6620	NUT DRIVERS, BITS, OIL, BRUSHES, HANDLE, BLOW GUN	96.42	Other
						CHECK TOTAL -	197.63	
WATER REFUND VENDOR	42923	08/17/2017	WATER/RE	AP	400-0000-117-4201	REF CR BAL 02-00105-00-05 604 MONROE ST	229.92	Maintenance Ren
						CHECK TOTAL -	229.92	
MICHELS MATERIALS	42927	08/17/2017	337970	AP	400-0402-770-6730	GRAVEL	210.30	Other
	42927	08/17/2017	337970	AP	400-0402-770-6750	GRAVEL	177.86	Other
						CHECK TOTAL -	388.16	
WATER REFUND VENDOR	42931	08/17/2017	WATER/RE	AP	400-0000-117-4201	REF CR BAL 36-00061-00-01 151 OLDE SCHOOL RD	199.53	Maintenance Ren
						CHECK TOTAL -	199.53	
WATER REFUND VENDOR	42933	08/17/2017	WATER/RE	AP	400-0000-117-4201	REF CR BAL 11-00448-00-05 419 ELEVENTH ST	224.13	Maintenance Ren
						CHECK TOTAL -	224.13	
OLIN CORPORATION	42934	08/17/2017	2372613	AP	400-0401-770-6410	SOD HYPO	3,727.35	Other
						CHECK TOTAL -	3,727.35	
WATER REFUND VENDOR	42937	08/17/2017	WATER/RE	AP	400-0000-117-4201	REF CR BAL 27-00032-59-01 663 YORKSHIRE RD	154.88	Maintenance Ren
						CHECK TOTAL -	154.88	
WATER REFUND VENDOR	42942	08/17/2017	WATER/RE	AP	400-0000-117-4201	REF CR BAL 23-00000-61-00 1520 REMINGTON RD	220.83	Maintenance Ren
						CHECK TOTAL -	220.83	
WATER REFUND VENDOR	42950	08/17/2017	TAX PAYM	AP	400-0000-117-4201	REF PMT TO WINN CTY/TAXES 18-00702-00-00	330.76	Maintenance Ren
						CHECK TOTAL -	330.76	

VENDOR NAME	CHECK #	CHECK DATE	TRANS INV#	CODE	ACCOUNT NUMBER	DESCRIPTION	TRANSACTION AMOUNT	DEPARTMENT
DIGGERS HOTLINE INC	42963	08/24/2017	17072580	AP	400-0401-770-6620	JUL TICKETS-WATER UTILITY	177.50	Other
						CHECK TOTAL -	177.50	
DIVERSIFIED BENEFIT SERVICES I	42964	08/24/2017	246726	AP	400-0401-770-9260	AUG SVCS - FLEX SPENDING WATER	22.50	Other
						CHECK TOTAL -	22.50	
GRAYMONT CAPITAL INC	42966	08/24/2017	97205RI	AP	400-0401-770-6410	HYDRATED LIME	3,003.39	Other
	42966	08/24/2017	97626RI	AP	400-0401-770-6410	HYDRATED LIME	3,392.01	Other
						CHECK TOTAL -	6,395.40	
MICHELS MATERIALS	42977	08/24/2017	338555	AP	400-0402-770-6730	GRAVEL	446.00	Other
						CHECK TOTAL -	446.00	
ROBERT E LEE & ASSOCIATES INC	42990	08/24/2017	72411	AP	400-0000-207-0373	JUN-JUL SVCS-DESIGN CHEM STORAGE/FEED	8,045.00	Maintenance Ren
						CHECK TOTAL -	8,045.00	
WINNEBAGO COUNTY TREASURER	43002	08/24/2017	LF124909	AP	400-0401-770-6430	JUL BULB RECYCLING FEE	63.00	Other
						CHECK TOTAL -	63.00	
GUTERMANN INC	43020	08/31/2017	1281	AP	400-0402-770-6780	LEAK DETECTOR REPAIR	225.00	Other
	43020	08/31/2017	1278	AP	400-0000-207-0367	LEAK DETECTOR	2,562.00	Maintenance Ren
						CHECK TOTAL -	2,787.00	
MICHELS MATERIALS	43023	08/31/2017	339148	AP	400-0000-207-0366	GRAVEL	444.94	Maintenance Ren
						CHECK TOTAL -	444.94	
NORTHEAST ASPHALT INC	43030	08/31/2017	1504831	AP	400-0402-770-6730	COLD MIX	566.25	Other
						CHECK TOTAL -	566.25	
RAY'S TIRE	43034	08/31/2017	482498	AP	400-0401-770-9290	NEW TIRES	1,603.00	Other
						CHECK TOTAL -	1,603.00	
WE ENERGIES	43045	08/31/2017	447772	AP	400-0401-770-6230	PUMPING-ELECTRIC JUL-AUG	9,901.83	Other
	43045	08/31/2017	447772	AP	400-0401-770-6260	PUMPING-HEAT JUL-AUG	53.89	Other
	43045	08/31/2017	447772	AP	400-0401-770-6420	WATER TREATMENT-HEAT JUL-AUG	142.06	Other
	43045	08/31/2017	447772	AP	400-0401-770-6430	WATER TREATMENT-ELECTRIC JUL-AUG	3,808.39	Other

VENDOR NAME	CHECK #	CHECK DATE	TRANS INV#	CODE	ACCOUNT NUMBER	DESCRIPTION	TRANSACTION AMOUNT	DEPARTMENT
	43045	08/31/2017	447772	AP	400-0401-770-6610	WATER TOWER-ELECTRIC JUN-AUG	342.34	Other
	43045	08/31/2017	447772	AP	400-0401-770-6630	METER SVC-ELECTRIC & HEAT JUL-AUG	191.03	Other
	43045	08/31/2017	447772	AP	400-0401-770-6650	DIST-ELECTRIC & HEAT JUL-AUG	1,719.20	Other
						CHECK TOTAL -	16,158.74	
						GRAND TOTAL -	69,935.75	

*** END OF REPORT ***

VENDOR NAME	CHECK #	CHECK DATE	TRANS INV#	CODE	ACCOUNT NUMBER	DESCRIPTION	TRANSACTION AMOUNT	DEPARTMENT
JPMORGAN CHASE BANK NA	131	09/11/2017	08-15-17	AP	400-0402-770-6730	DAVIES WATER #1476 2261711/V BOX PARTS	144.02	Other
	131	09/11/2017	08-15-17	AP	400-0402-770-6730	DAVIES WATER #1476 2261711/V BOX PARTS	2,200.00	Other
	131	09/11/2017	08-15-17	AP	400-0401-770-6630	USCC CALL CENTER AIRTIME 6/22-7/21	5.22	Other
	131	09/11/2017	08-15-17	AP	400-0401-770-6650	USCC CALL CENTER AIRTIME 6/22-7/21	5.20	Other
	131	09/11/2017	08-15-17	AP	400-0401-770-6260	USCC CALL CENTER AIRTIME 6/22-7/21	1.12	Other
	131	09/11/2017	08-15-17	AP	400-0401-770-6430	USCC CALL CENTER AIRTIME 6/22-7/21	1.11	Other
	131	09/11/2017	08-15-17	AP	400-0401-770-6620	USCC CALL CENTER AIRTIME 6/22-7/21	4.90	Other
	131	09/11/2017	08-15-17	AP	400-0401-770-6630	USCC CALL CENTER AIRTIME 6/22-7/21	2.32	Other
	131	09/11/2017	08-15-17	AP	400-0401-770-6650	USCC CALL CENTER AIRTIME 6/22-7/21	4.89	Other
	131	09/11/2017	08-15-17	AP	400-0401-770-9020	USCC CALL CENTER AIRTIME 6/22-7/21	2.32	Other
	131	09/11/2017	08-15-17	AP	400-0401-770-6630	BADGER METER INC METER TEST	246.89	Other
	131	09/11/2017	08-15-17	AP	400-0401-770-6420	CLEAN WATER TESTING LAB TEST	16.80	Other
	131	09/11/2017	08-15-17	AP	400-0401-770-6420	WI STATE HYGIENE LAB LAB TEST 7/6	25.00	Other
	131	09/11/2017	08-15-17	AP	400-0402-770-6730	FASTENAL COMPANY01 NUTS, BOLTS	124.16	Other
	131	09/11/2017	08-15-17	AP	400-0402-770-6730	FASTENAL COMPANY01 NUTS, BOLTS	269.29	Other
	131	09/11/2017	08-15-17	AP	400-0402-770-6780	FASTENAL COMPANY01 SAW BLADES	98.39	Other
	131	09/11/2017	08-15-17	AP	400-0401-770-6620	FASTENAL COMPANY01 SHELF	160.99	Other
	131	09/11/2017	08-15-17	AP	400-0401-770-6620	LINCOLN CONTRACTOR SHOVELS	113.96	Other
	131	09/11/2017	08-15-17	AP	400-0401-770-6430	CONNECTING POINT 485084IN/SHORETEL SUPPORT	1,033.50	Other
	131	09/11/2017	08-15-17	AP	400-0401-770-6430	TDS METROCOM JULY TDS PHONE	62.52	Other
	131	09/11/2017	08-15-17	AP	400-0401-770-6630	TDS METROCOM JULY TDS PHONE	20.84	Other
	131	09/11/2017	08-15-17	AP	400-0401-770-6650	TDS METROCOM JULY TDS PHONE	41.68	Other
	131	09/11/2017	08-15-17	AP	400-0401-770-9030	TDS METROCOM JULY TDS PHONE	5.31	Other
	131	09/11/2017	08-15-17	AP	400-0401-770-9210	TDS METROCOM JULY TDS PHONE	7.99	Other
	131	09/11/2017	08-15-17	AP	400-0401-770-6630	USA BLUE BOOK METER GASKETS	72.38	Other
	131	09/11/2017	08-15-17	AP	400-0401-770-6420	MORTON SAFETY 17835800/EAR PLUGS, GLOVE	176.92	Other

VENDOR NAME	CHECK #	CHECK DATE	TRANS INV#	CODE	ACCOUNT NUMBER	DESCRIPTION	TRANSACTION AMOUNT	DEPARTMENT
	131	09/11/2017	08-15-17	AP	400-0401-770-9270	AWWA.ORG MEMBERSHIP	224.00	Other
	131	09/11/2017	08-15-17	AP	400-0402-770-6730	MILLS FLEET FARM 1700 SYRINGES	13.40	Other
	131	09/11/2017	08-15-17	AP	400-0401-770-6420	AMAZON MKTPLACE FMTS FOB BATTERIES	14.40	Other
	131	09/11/2017	08-15-17	AP	400-0401-770-9270	KALAHARI RESORTS TRAINING MACH	144.81	Other
	131	09/11/2017	08-15-17	AP	400-0401-770-9270	WISCONSIN AWWA AWWA CONF MACH	235.00	Other
	131	09/11/2017	08-15-17	AP	400-0401-770-6420	CULLIGAN WATER CONDITI LAB WATER	43.00	Other
	131	09/11/2017	08-15-17	AP	400-0401-770-6420	CULLIGAN WATER CONDITI DUPLICATE PAYMENT REFUND	37.00	Other
	131	09/11/2017	08-15-17	AP	400-0402-770-6520	AMAZON.COM WIRE MARKERS	21.84	Other
	131	09/11/2017	08-15-17	AP	400-0000-207-0363	AMAZON.COM HARD DRIVES 4 CAMERA SYST	378.00	Maintenance Ren
	131	09/11/2017	08-15-17	AP	400-0402-770-6520	AMAZON.COM WIRE MARKERS	8.25	Other
	131	09/11/2017	08-15-17	AP	400-0401-770-6420	THE UPS STORE 2376 SHIPPING LAB TESTS	10.80	Other
	131	09/11/2017	08-15-17	AP	400-0401-770-6430	FIRESTONE 021008 TIRES #85	549.96	Other
	131	09/11/2017	08-15-17	AP	400-0402-770-6520	AMAZON MKTPLACE FMTS MAINT LAPTOP BATTERY	26.99	Other
	131	09/11/2017	08-15-17	AP	400-0401-770-6410	HAWKINS INC AQUA AMMONIA	413.40	Other
	131	09/11/2017	08-15-17	AP	400-0401-770-6410	HAWKINS INC FUEL SURCHARGE	14.50	Other
	131	09/11/2017	08-15-17	AP	400-0401-770-6410	AIRCASS NORTH CARBON DIOXIDE	1,895.04	Other
	131	09/11/2017	08-15-17	AP	400-0401-770-6410	WM SUPERCENTER #2986 LAB SUPPLIES	24.54	Other
	131	09/11/2017	08-15-17	AP	400-0402-770-6520	WM SUPERCENTER #2986 VINEGAR WATER	21.48	Other
	131	09/11/2017	08-15-17	AP	400-0401-770-6420	THE UPS STORE 2376 SHIPPING LAB TESTS	20.08	Other
	131	09/11/2017	08-15-17	AP	400-0401-770-6650	DRI*ESRI ARC GIS LEVEL 2 LICENSE	1,050.00	Other
	131	09/11/2017	08-15-17	AP	400-0401-770-6650	DRI*ESRI ARC GIS LEVEL 1 LICENSES	525.00	Other
						CHECK TOTAL -	10,445.21	
JPMORGAN CHASE BANK NA	133	09/11/2017	08-15-17	AP	400-0401-770-9210	CDW GOVT #JQX3042 USB - VGA ADAPTOR - FRAZI	39.77	Other
						CHECK TOTAL -	39.77	
JPMORGAN CHASE BANK NA	135	09/11/2017	08-31-17	AP	400-0402-770-6520	APPLETON PACKING & G GASKET MAT'L	251.63	Other

VENDOR NAME	CHECK #	CHECK DATE	TRANS INV#	CODE	ACCOUNT NUMBER	DESCRIPTION	TRANSACTION AMOUNT	DEPARTMENT
	135	09/11/2017	08-31-17	AP	400-0401-770-6410	KEMIRA WATER SOLUTIONS FERRIC SULFATE	3,978.36	Other
	135	09/11/2017	08-31-17	AP	400-0000-207-0363	4TE*MARTIN SECURITY SY 151840/SECURITY SYSTEM	489.00	Maintenance Ren
	135	09/11/2017	08-31-17	AP	400-0000-207-0363	4TE*MARTIN SECURITY SY 148247/SECURITY SYSTEM	550.00	Maintenance Ren
	135	09/11/2017	08-31-17	AP	400-0000-207-0363	4TE*MARTIN SECURITY SY 143938/SECURITY SYSTEM	4,307.50	Maintenance Ren
	135	09/11/2017	08-31-17	AP	400-0401-770-9210	COMPLETE OFFICE OF WIS 114518/BINDER CLIPS	52.52	Other
	135	09/11/2017	08-31-17	AP	400-0401-770-9210	COMPLETE OFFICE OF WIS 126103/BINDER CLIPS	52.52	Other
	135	09/11/2017	08-31-17	AP	400-0401-770-9270	AWWA.ORG	224.00	Other
	135	09/11/2017	08-31-17	AP	400-0401-770-6620	MEMBERSHIP-TAYLOR MORTON SAFETY MARKING PAINT	42.00	Other
						CHECK TOTAL -	9,842.49	
						GRAND TOTAL -	20,327.47	

*** END OF REPORT ***

Request for the City of Neenah Water Commission to Upgrade and Maintain Water Service to 1603 and 1615 Nicolet Blvd.

Background

Through three separate transactions, we purchased 1615 Nicolet Blvd, 1603 Nicolet Blvd, and 417 Kittiver Court. By owning all the properties, we can control all the easements necessary for installing sewer and water services. In addition, doing the work to all the properties at the same time is beneficial. We intend to build on 1615 Nicolet. Ideally, we will sell 1603 as one lot, but are considering subdividing into a maximum of 4 lots. See attachment.

Water service is currently provided via 4" pipe from Kittiver Court approximately 270' to property line of 1615 and 1603 Nicolet. Access is obstructed by significant overgrowth of trees and shrubs. During the planning for sewer service we learned that Water Utility was considering abandoning the current water service. As homeowners in the City we need water service and seek a long-term solution which provides efficient, quality service in a location where it is easy to maintain. We hope to achieve this collaboration with the Neenah Water Commission. To this end we define and explore three options:

Option 1

Current service remains "as is." Long laterals would service the north end of the property(ies). Does not resolve the issue that the current service is undersized and access is obstructed.

Option 2

Replace the current 4" pipe with 6" pipe using the "bursting method." Kellys would then run new 6" pipe approximately 120' to service the north end of the property(ies). Access to the first 270' would remain obstructed.

Option 3

Create new 6" water service that would run in parallel with new sewer service from Kittiver Court to the north end of the property, roughly following the existing driveway rather than the current water line.

Request to Water Commission

We request that the Water Commission increase capacity from 4" to 6" (Option 2). The cost to do this is \$17,475. See attached estimate. Acknowledging that Option 3 is the best, long-term solution, we ask the Water Commission to share in the cost for new service not to exceed \$17,475. We will pay for all additional infrastructure costs and give this back to the City for maintenance with the understanding that access to the water service will not be obstructed.

This keeps open the long-term option to create a "closed loop" between Kittiver and Nicolet Blvd. Not only is the closed loop optimal for water quality, it would provide water service to the United Church of Christ (which now relies on Menasha water). We are not asking the Water Commission to pay for development. Rather, the existing service needs to be upgraded from 4" to 6" pipe. The opportunity is now. If the Water Commission agrees, we look forward to identifying how we move forward together.

Thank you,

Peter and Kate Kelly

7 September 2017

ROBERT J. IMMEL EXC., INC.
P.O. BOX 135
GREENVILLE, WI 54942
PHONE (920) 757-5906
FAX (920) 757-0189

Neenah, Kelly property, remove & replace water, 2017

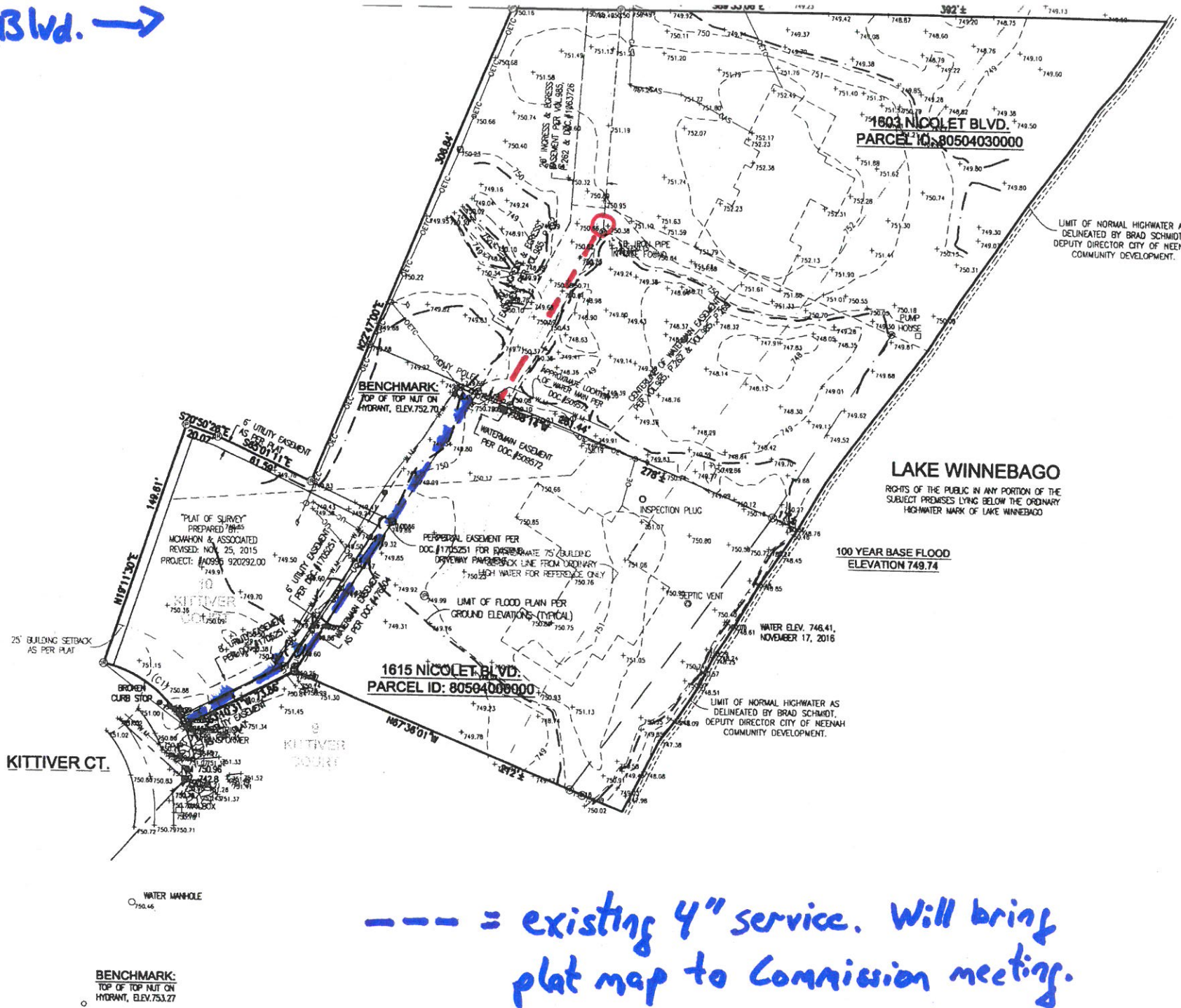
<i>Item No</i>	<i>Name of Item</i>	<i>Approx. Qty</i>	<i>Price per foot</i>	<i>Total Price</i>
1	6" water main	289 lf	\$44.50	\$12,860.50
2	tap existing main w/ 6"	1 ea	\$3,115.00	\$3,115.00
3	6" valve	1 ea	\$1,500.00	\$1,500.00
			<i>Total Cost of Bid:</i>	\$17,475.50

Bid Note:

Price quote is to remove the existing 4" main, and replace it with 6" pvc water main.
We will retap the main on Kittiver Ct. and add a 6" tapping valve.
This quote is for the length of 4" only, at this time, and does not include the 120' extension.
No restoration included.

Thank you for the opportunity to quote this project. Todd Immel

← Nicolet Blvd. →



--- = existing 4" service. Will bring plat map to Commission meeting.

--- = additional water line to service north end of property

INT.	DATE	REVISIONS

September 6th, 2017

Neenah Water Utility Commission
Neenah, WI

Dear Commissioners:

Thank you for giving me this opportunity to present this proposal on behalf of myself and the Fox Cities Amateur Radio Club (FCARC).

What does Fox Cities Amateur Radio Club and its members offer the community?

- Trained operators that provide communication during and after emergencies and events
- Assistance in times of need, such as storm damage assessment and clean-up
- Trained weather spotting services and reporting of severe weather for the National Weather Service
- Family friendly events that encourage community involvement and volunteerism
- Free training in safety, electronics, and other amateur radio related topics

The FCARC provides communications and assistance for several area events, such as:

- CommunityFest
- Juvenile Diabetes Research Foundation Walk
- Multiple Sclerosis Society Walks (Appleton and Oshkosh)
- St. Joe's Food Pantry Walk
- American Heart Association SoleBurner

The FCARC also participates in other area events, such as:

- EAA AirVenture
- Appleton Flag Day Parade
- ARRL Field Day annual emergency preparedness operating event

We are prohibited by law for obtaining any payment for our services. In fact, our operators provide thousands of dollars' worth of volunteer assistance to local governments and non-profit organizations every year.

...

Currently, the Cecil St. water tower does not have any active cell providers operating at the tower. We request permission to use the existing feedline, grounding plate, and the power from one 120VAC outlet for a repeater installation. We would provide a non-damaging antenna installed at the top of the tower and a small cabinet with the repeater, power supply, and duplexer cavities.

The cost to the utility would be minimal. Based upon a 240W input on transmit with a transmit duty cycle of approximately 2%, and an 18W input on receive with a duty cycle of approximately 98%, the repeater would use about 8.5¢ per day in electricity.

The value provided to the FCARC from Neenah Water Utility would be much greater:

- Current repeater coverage in the Neenah and Menasha area is relatively poor
- Our current installations at WAPL, Oneida Heights, and the WI State Patrol tower in Sherwood are becoming increasingly difficult to access and maintain
- Interference and damage caused to our equipment at the above sites is difficult and expensive to resolve

I ask that you consider our proposal to install and maintain a repeater at the Cecil St. water tower.

Respectfully,


Rick Kosiorek
FCARC Repeater Chairman



KENWOOD



KENWOOD



**CITY OF NEENAH
2018 OPERATING BUDGET REQUEST
PROGRAM COMMENTS**

Department/Office: Water	Budget: Water Utility
Program: Enterprise Funds	Submitted by: Kent Taylor

Water Utility
2018 Proposed Budget

The purpose of the Water Utility Fund is to account separately for all revenues and expenditure activities necessary to provide water to Utility customers. Revenues include water user fees, public fire charges, private fire charges, interest income and special charges. Costs include, the pumping, treatment and distribution of water, billing and collection, debt service payments, capital investments, administrative charges and a payment in lieu of taxes (PILOT) to the City. The last water rate increase went into effect on January 1, 2011. At that time, the Public Service Commission of Wisconsin (PSCW) authorized the Utility to set aside funds on a monthly basis to pay for large operations and maintenance projects. Those totals are designated on the Utility Balance Sheet under Temporary Investments in the "Replacement Reserves" line. The 2017 mid-year Replacement Reserve Totals reported are \$2,715,957. In 2018, the Utility will use funds from the account to pay for several large maintenance projects. Additional revenues for 2018 are pending with the addition of a large industrial/commercial customer. Revenues from this customer may be realized by the second quarter of 2018.

Although Water sales in all customer categories continue to trend downward, the Utility continues to become more efficient and effective, allowing for water rates to remain static since January 2011. Despite this fact, the annual financial rate of return has trended upward and that is a positive financial indicator. The long-term goal is to reduce outstanding debt and stabilize rates.

Major Accomplishments in 2017 include the replacement of water mains on East Cecil St, Higgins Avenue, Edward Street, Helen Street and Cleveland Street. The west cell Lime Sludge Lagoon was dredged and disposed of. Water main and water service data was collected using the Global Positioning System (GPS). GPS data was entered into the Water layer of the Geographical Information System (GIS). One service truck was replaced. Engineering design work was done for the replacement of the existing chemical delivery, storage, and feed system at the water filtration plant. Engineering work was done in preparation of the 2018 reconditioning of the Towerview Drive Water Tower. Security enhancements were made physically at the water filtration plant and operationally through policy changes.

Goals for 2018 include the replacement of water mains on East Cecil St., Caroline St., Andrew Ave., Richard Ave., Geiger St., Adams St., Center St. and Whiting Ct. Construction of the new chemical system at the water filtration plant is planned. The paint system on Towerview Drive water tower is scheduled to be over coated. One service truck used by filtration/distribution is scheduled to be replaced. Consultant work on the Water layer of the GIS will continue. The Utility will continue to remove lead service lines in conjunction with water main replacement. Plans and specifications will be developed for future projects.

Revenues	2016 Actual	2017 Budget	2017 Estimate	2018 Request	2018 Proposed
Water Sales					
Unmetered Sales					
Sales to General Customers	\$5,895	\$7,500	\$7,500	\$7,500	\$7,500
Public Fire Protection	\$1,647,524	\$1,630,000	\$1,640,000	\$1,650,000	\$1,650,000
Private Fire Protection	\$128,126	\$120,000	\$128,000	\$128,500	\$128,500
Total Unmetered Sales	\$1,781,545	\$1,757,500	\$1,775,500	\$1,786,000	\$1,786,000
Metered Sales					
Residential	\$3,142,336	\$3,150,000	\$3,150,000	\$3,150,000	\$3,150,000
Multi Family Residential	\$162,688	\$150,000	\$150,000	\$165,000	\$165,000
Commercial	\$927,310	\$900,000	\$900,000	\$900,000	\$900,000
Industrial	\$1,544,286	\$1,300,000	\$1,300,000	\$1,310,000	\$1,310,000
Public Authority	\$140,230	\$125,000	\$125,000	\$125,000	\$125,000
Total Metered Sales	\$5,916,850	\$5,625,000	\$5,625,000	\$5,650,000	\$5,650,000
Total Sales of Water	\$7,698,395	\$7,382,500	\$7,400,500	\$7,436,000	\$7,436,000

CITY OF NEENAH
 2018 OPERATING BUDGET REQUEST
 PROGRAM COMMENTS

Department/Office: Water	Budget: Water Utility
Program: Enterprise Funds	Submitted by: Kent Taylor

	2016 Actual	2017 Budget	2017 Estimate	2018 Request	2018 Proposed
Other Revenues					
Other Operating Revenues					
Forfeited Discounts	\$81,202	\$80,000	\$80,000	\$80,000	\$80,000
Miscellaneous Service	\$31,876	\$25,600	\$25,740	\$25,440	\$25,440
Rentals	\$101,837	\$104,600	\$103,610	\$105,320	\$105,320
Other	\$58,576	\$59,950	\$60,000	\$59,800	\$59,800
Total Other Operating Revenues	\$273,491	\$270,150	\$269,350	\$270,560	\$270,560
Income					
Merchandising & Jobbing	\$21,921	\$10,000	\$10,000	\$10,000	\$10,000
Interest	\$43,304	\$28,000	\$28,000	\$30,000	\$30,000
P-Card Rebate	\$3,928	\$8,000	\$8,000	\$8,000	\$8,000
Amort. On Long-term Debt Discounts	\$19,329	\$19,340	\$19,340	\$19,340	\$19,340
Miscellaneous Non-Operating	\$0	\$0	\$0	\$0	\$0
Total Income	\$88,482	\$65,340	\$65,340	\$67,340	\$67,340
Total Other Revenues	\$361,973	\$335,490	\$334,690	\$337,900	\$337,900
Total Sales and Other Revenues	\$8,060,368	\$7,717,990	\$7,735,190	\$7,773,900	\$7,773,900

DRAFT

**CITY OF NEENAH
2018 OPERATING BUDGET REQUEST
PROGRAM COMMENTS**

Department/Office: Water	Budget: Water Utility
Program: Enterprise Funds	Submitted by: Kent Taylor

Expenses	2016 Actual	2017 Budget	2017 Estimate	2018 Request	2018 Proposed
Maintenance Expenses					
Source of Supply					
Supervision and Engineering	\$797	\$750	\$750	\$810	\$810
Lake and River Intake	\$0	\$8,500	\$8,500	\$20,000	\$20,000
Total Source of Supply	\$797	\$9,250	\$9,250	\$20,810	\$20,810
Pumping Expenses					
Supervision and Engineering	\$16,308	\$14,200	\$14,200	\$14,300	\$14,300
Structures and Improvements	\$0	\$500	\$500	\$500	\$500
Power and Production Equipment	\$0	\$1,000	\$1,000	\$1,000	\$1,000
Pumping Equipment	\$2,800	\$10,000	\$10,000	\$10,000	\$10,000
Total Pumping Expense	\$19,108	\$25,700	\$25,700	\$25,800	\$25,800
Water Treatment Expenses					
Supervision and Engineering	\$36,433	\$30,000	\$30,000	\$32,500	\$32,500
Structures and Improvements	\$277,649	\$192,000	\$192,000	\$75,000	\$75,000
Water Treatment Equipment	\$167,781	\$210,000	\$210,000	\$210,000	\$210,000
Total Water Treatment Exp.	\$481,863	\$432,000	\$432,000	\$317,500	\$317,500
Distribution Expenses					
Supervision and Engineering	\$26,436	\$24,000	\$24,000	\$24,000	\$24,000
Structures and Improvements	\$0	\$5,000	\$5,000	\$5,000	\$5,000
Reservoir and Standpipes	\$0	\$215,000	\$15,000	\$350,000	\$350,000
Mains	\$180,205	\$300,000	\$300,000	\$250,000	\$250,000
Services	\$105,079	\$125,000	\$125,000	\$120,000	\$120,000
Meters	\$1,596	\$1,500	\$1,500	\$1,500	\$1,500
Hydrants	\$31,433	\$15,000	\$15,000	\$15,000	\$15,000
Miscellaneous Plant	\$46	\$3,000	\$3,000	\$3,000	\$3,000
Total Distribution Expenses	\$344,795	\$688,500	\$488,500	\$768,500	\$768,500
General Plant					
SCADA					
Total General Plant	\$0	\$45,000	\$45,000	\$40,000	\$40,000
Total Maintenance Expenses	\$846,563	\$1,200,450	\$1,000,450	\$1,172,610	\$1,172,610

**CITY OF NEENAH
2018 OPERATING BUDGET REQUEST
PROGRAM COMMENTS**

Department/Office: Water	Budget: Water Utility
Program: Enterprise Funds	Submitted by: Kent Taylor

Expenses	2016 Actual	2017 Budget	2017 Estimate	2018 Request	2018 Proposed
Operations Expenses					
Source of Supply					
O & M Supervision	\$797	\$700	\$750	\$770	\$770
Labor & Other Expenses	\$0	\$500	\$500	\$500	\$500
Total Source of Supply	\$797	\$1,200	\$1,250	\$1,270	\$1,270
Pumping Expenses					
O & M Supervision	\$16,308	\$12,500	\$14,200	\$14,500	\$14,500
Fuel or Power for Pumping	\$132,189	\$150,000	\$120,000	\$120,000	\$120,000
Pumping Labor & Expenses	\$77,478	\$82,000	\$82,000	\$82,000	\$82,000
Miscellaneous Expenses	\$8,734	\$15,000	\$15,000	\$12,000	\$12,000
Total Pumping Expense	\$234,709	\$259,500	\$231,200	\$228,500	\$228,500
Water Treatment Expenses					
O & M Supervision	\$39,299	\$35,700	\$35,700	\$35,700	\$35,700
Chemicals	\$413,082	\$520,000	\$300,000	\$310,000	\$310,000
Treatment Labor & Expenses	\$276,145	\$330,000	\$310,000	\$305,000	\$305,000
Miscellaneous Expenses	\$79,321	\$90,000	\$90,000	\$80,000	\$80,000
Commercial Dumpster	\$829	\$1,000	\$860	\$860	\$860
Total Water Treatment Exp.	\$808,676	\$976,700	\$736,560	\$731,560	\$731,560
Distribution Expenses					
O & M Supervision	\$29,653	\$32,500	\$25,000	\$25,500	\$25,500
Storage Facility Expenses	\$10,033	\$9,000	\$9,000	\$9,000	\$9,000
Water Main Expenses	\$142,866	\$105,000	\$105,000	\$105,000	\$105,000
Meter Expenses	\$45,330	\$55,000	\$55,000	\$55,000	\$55,000
Customer Installation	\$45,862	\$35,000	\$35,000	\$35,000	\$35,000
Miscellaneous Expenses	\$37,058	\$60,000	\$60,000	\$60,000	\$60,000
Total Distribution Expenses	\$310,802	\$296,500	\$289,000	\$289,500	\$289,500
Customer Accounts Expenses					
Supervision	\$30,811	\$33,000	\$33,000	\$32,000	\$32,000
Meter Reading	\$10,263	\$14,000	\$14,000	\$14,200	\$14,200
Customer Records & Collection	\$82,113	\$84,700	\$80,000	\$85,000	\$85,000
Uncollectible Accounts	\$3,056	\$3,000	\$3,000	\$3,000	\$3,000
Total Customer Expenses	\$126,243	\$134,700	\$130,000	\$134,200	\$134,200
Total Operations Expenses	\$1,481,227	\$1,668,600	\$1,388,010	\$1,385,030	\$1,385,030

**CITY OF NEENAH
2018 OPERATING BUDGET REQUEST
PROGRAM COMMENTS**

Department/Office: Water	Budget: Water Utility
Program: Enterprise Funds	Submitted by: Kent Taylor

Expenses	2016 Actual	2017 Budget	2017 Estimate	2018 Request	2018 Proposed
Admin & General Expenses					
Admin & General Salaries	\$179,751	\$165,000	\$165,000	\$170,000	\$170,000
Office Supplies & Expenses	\$7,232	\$5,000	\$5,000	\$7,000	\$7,000
Outside Services	\$0	\$120,000	\$120,000	\$150,000	\$150,000
Auditing Services	\$11,500	\$13,100	\$11,800	\$12,000	\$12,000
Property Insurance	\$18,741	\$19,000	\$19,070	\$20,000	\$20,000
Liability Insurance	\$47,416	\$45,000	\$48,000	\$50,000	\$50,000
Rent	\$9,400	\$9,600	\$9,600	\$9,900	\$9,900
Pensions & Benefits/OPEB	\$423,689	\$415,000	\$405,000	\$405,000	\$405,000
Miscellaneous Expenses	\$21,569	\$22,000	\$22,000	\$25,000	\$25,000
Regulatory Commission	\$0	\$0	\$0	\$0	\$0
Total Admin & Gen. Expenses	\$719,298	\$813,700	\$805,470	\$848,900	\$848,900
Total Maintenance Expenses	\$846,563	\$1,200,450	\$1,000,450	\$1,172,610	\$1,172,610
Total Operations Expenses	\$1,481,227	\$1,668,600	\$1,388,010	\$1,385,030	\$1,385,030
Depreciation	\$1,448,602	\$1,470,000	\$1,470,000	\$1,499,400	\$1,499,400
Tax Expense					
PILOT	\$1,032,167	\$1,100,000	\$1,058,310	\$1,043,970	\$1,043,970
PSC Remainder Assessment	\$8,296	\$8,000	\$8,000	\$8,500	\$8,500
Payroll Tax	\$62,232	\$68,000	\$68,000	\$68,000	\$68,000
DNR Lake Withdrawal Fees	\$5,576	\$5,600	\$5,410	\$5,600	\$5,600
Total Tax Expense	\$1,108,271	\$1,181,600	\$1,139,720	\$1,126,070	\$1,126,070
Total Operating Expenses	\$5,603,961	\$6,334,350	\$5,803,650	\$6,032,010	\$6,032,010
Non-Operating Expenses					
Amortization of Property Loss	\$129,057	\$0	\$0	\$0	\$0
Interest on Long-term Debt	\$471,080	\$412,390	\$412,390	\$352,410	\$352,410
Amortization on Long-term Debt	\$13,043	\$13,050	\$13,050	\$13,050	\$13,050
Dividend on City Paid in Capital	\$327,162	\$13,270	\$0	\$0	\$0
Other Income Deductions	\$131,924	\$131,000	\$131,000	\$131,000	\$131,000
Borrowing Expense (Refunding)	\$0	\$0	\$0	\$0	\$0
Revenue Bond Retirement	\$2,311,559	\$2,379,976	\$2,379,976	\$2,134,340	\$2,134,340
Total Non-Operating Expenses	\$3,383,825	\$2,949,686	\$2,936,416	\$2,630,800	\$2,630,800
Total Expenses	\$8,987,786	\$9,284,036	\$8,740,066	\$8,662,810	\$8,662,810

CITY OF NEENAH
2018 OPERATING BUDGET REQUEST
PROGRAM COMMENTS

Department/Office: Water	Budget: Water Utility
Program: Enterprise Funds	Submitted by: Kent Taylor

Neenah Water Utility Operating Budget Summary

Category	2016 Actual	2017 Budget	2017 Estimate	2018 Request	2018 Proposed
Total Sales of Water	\$7,698,395	\$7,382,500	\$7,400,500	\$7,436,000	\$7,436,000
Total Other Revenues	\$361,973	\$335,490	\$334,690	\$337,900	\$337,900
Borrowed For Operations	\$0	\$0	\$0	\$0	\$0
Total Sales and Other Revenues	\$8,060,368	\$7,717,990	\$7,735,190	\$7,773,900	\$7,773,900
Depreciation	\$1,448,602	\$1,470,000	\$1,470,000	\$1,499,400	\$1,499,400
Admin and General Expenses	\$719,298	\$813,700	\$805,470	\$848,900	\$848,900
Maintenance Expenses	\$846,563	\$1,200,450	\$1,000,450	\$1,172,610	\$1,172,610
Operation Expenses	\$1,481,227	\$1,668,600	\$1,388,010	\$1,385,030	\$1,385,030
Tax Expense	\$1,108,271	\$1,181,600	\$1,139,720	\$1,126,070	\$1,126,070
Total Operating Expenses	\$4,155,359	\$4,864,350	\$4,333,650	\$4,532,610	\$4,532,610
Total Non-Operating Expenses	\$3,383,825	\$2,949,686	\$2,936,416	\$2,630,800	\$2,630,800
Total Expenses	\$8,987,786	\$9,284,036	\$8,740,066	\$8,662,810	\$8,662,810
Other Funds Available					
Revenue Bond	\$0	\$0	\$0	\$0	\$0
Assessments	\$0	\$0	\$0	\$0	\$0
Total Other Funds Available	\$0	\$0	\$0	\$0	\$0
Other Expenses					
Utility Funded CIP Not Included Above	\$805,000	\$1,013,675	\$1,013,675	\$1,844,250	\$1,844,250
Assessable Projects	\$0	\$0	\$0	\$0	\$0
Projects Paid By Revenue Bond	\$0	\$0	\$0	\$0	\$0
Water Treatment Plant	\$0	\$0	\$0	\$0	\$0
Total Other Expenses	\$805,000	\$1,013,675	\$1,013,675	\$1,844,250	\$1,844,250

**CITY OF NEENAH
2018 CAPITAL IMPROVEMENTS PROGRAM BUDGET
DETAIL PROJECT SCHEDULE**

PROJECT DESCRIPTION AND PROGRAM COMMENTS	DEPARTMENT REQUEST	MAYOR RECOMMENDED	MAYOR'S COMMENTS
<u>2018 WATER UTILITY</u>			
<u>Distribution System-Replacements</u>			
All items are funded through Utility revenues unless otherwise noted.			
1. Cecil Street (Oak - Congress) 1,700' of 16" at \$130/ft., 27 lead services, 3 main leaks, 9 service leaks. 5% contingency included.	\$234,100		
2. Caroline Street (Union - Van) 700' of 8" at \$110/ft., 14 lead services, 10 main leaks, 9 service leaks. 5% contingency included.	80,900		
3. Andrew Avenue (Geiger - Main) 1,080' of 8" at \$110/ft., 30 lead services, 3 main leaks, 9 service leaks. 5% contingency included.	124,800		
4. Richard Avenue (Geiger - Main) 1,100' of 8" at \$110/ft., 31 lead services, 10 service leaks. Rusty (red) water from internal corrosion is frequent. 5% contingency included.	127,100		
5. Geiger Street (Green Bay - Western) 1,250' of 12" at \$120/ft., 2 main leaks. 5% contingency included.	157,500		
6. Adams Street (Railroad Tracks - Church) 1,225' of 8" at \$110/ft., 29 lead services, 12 service leaks. 5% contingency included.	141,500		
7. Center Street (W. Forest - W. North Water) 370' of 8" at \$110/ft., 6 lead services, 3 service leaks. 5% contingency included.	42,800		
8. Whiting Court - 275' of 8" at \$110/ft. Replacing existing 4" water main and reconnecting services. 5% contingency included.	31,800		
<u>Subtotal 2018 Distribution System-Replacement</u>	<u>\$940,500</u>		
<u>Distribution System-New Mainline Extensions</u>	<u>\$0</u>		
<u>Distribution System-New Service Expansion</u>	<u>\$0</u>		
<u>Total 2018 Distribution Systems</u>	<u>\$940,500</u>		

**CITY OF NEENAH
2018 CAPITAL IMPROVEMENTS PROGRAM BUDGET
DETAIL PROJECT SCHEDULE**

PROJECT DESCRIPTION AND PROGRAM COMMENTS	DEPARTMENT REQUEST	MAYOR RECOMMENDED	MAYOR'S COMMENTS
<u>Plant, Metering and Equipment</u>			
All items are funded through Utility revenues unless otherwise noted.			
1. Meter replacement. Annual meter replacement program.	\$45,000		
2. Replace chemical tanks, lines and pumps. Existing tanks are at end of useful life. Directive from 2013 and 2016 WDNR Sanitary Survey. <i>Not included in Spring CIP.</i>	335,000		
3. Distribution valve turner replacement. <i>Not included in Spring CIP.</i>	17,500		
4. Replace ultra violet bulbs and sleeves, one unit. <i>Adopted Spring CIP \$8,500.</i>	11,250		
5. Calibration equipment at filtration plant. <i>Not included in Spring CIP.</i>	22,000		
6. Replace online fluoride meter.	6,000		
7. Upgrade SCADA system, hardware & software. <i>Adopted Spring CIP \$35,000.</i>	25,000		
8. Install shoreline rip-rap at filtration plant. <i>Adopted Spring CIP \$40,000.</i>	60,000		
9. Replace 2006 pick-up truck. Vehicles are on a 10-year replacement cycle. <i>Adopted Spring CIP \$26,000.</i>	28,000		
10. Replace turbidity meters and controllers (12).	84,000		
11. Granular activated carbon filter media replacement. 2/4 filter bays. <i>Adopted Spring CIP \$250,000.</i>	210,000		
12. Miscellaneous tools and equipment.	20,000		
13. Technology upgrade.	10,000		
14. Miscellaneous consulting fees.	20,000		
15. Miscellaneous plant contingency. <i>Adopted Spring CIP \$50,000.</i>	10,000		
<u>Total 2018 Plant, Metering and Equipment</u>	<u>\$903,750</u>		
<u>TOTAL 2018 WATER UTILITY</u>	<u>\$1,844,250</u>		

Memo



Date: September 18, 2017
To: Neenah Water Commission
From: Kent Taylor
Re: Cell Tower Easement Buyout Proposal

SBA Communications has presented the following lease buy-out proposal for Water Commission consideration (italicized text is the SBA proposal):

SBA would like to convert the lease into a 50-year maximum term communications easement. By purchasing the easement (while you continue to retain full ownership of your land), SBA will provide you with a \$1,000,000.00 lump sum payment (or installments, if you prefer, up to 10 years).

Reasons Ground Owners Sell Their Lease

- 1. Trade in a lease that could be terminated at any time which brings in small monthly rents, for a guaranteed, large lump sum.***
- 2. Afraid of risk and the possibility of losing entire income from the lease being terminated due to improved technology (stronger wireless signals reaching further distances equals fewer towers in the future) or carrier mergers.***
- 3. About to sell the tower property so maximizing profits by selling the lease first.***
- 4. Don't want to deal with the lease anymore – nor the buyout calls.***

Historically, the Water Utility has not been interested in participating in any type of buyout for security reasons among other concerns.

Staff is making no recommendation regarding this proposal.

2017 CELL TOWER REVENUE
WATER

COMPANY	LEASE AMT	JAN	FEB	MAR	APRIL	MAY	JUNE	JULY	AUG	SEPT	OCT	NOV	DEC	YTD TOTAL
SBA Towers	\$ 5,121.66	12/28/17	1/27/17	2/27/17	3/29/2017	4/27/17	5/26/17	6/29/17	7/27/17					
		5,121.66	5,121.66	5,121.66	5,121.66	5,121.66	5,121.66	5,121.66	5,275.31					41,126.93
Verizon	\$ 1,273.39	1/4/17	1/31/17	2/28/17	4/3/17	5/1/17	5/30/17	7/3/17	7/31/17					
		1273.39	1273.39	1273.39	1273.39	1273.39	1273.39	1273.39	1273.39					10187.12
Nsighttel	\$ 2,000.00	12/27/17	1/31/17	2/23/17	3/22/17	4/24/17	5/26/17	6/26/17	7/24/17					
		2,000.00	2,000.00	2,000.00	2,000.00	2,000.00	2,000.00	2,000.00	2,000.00					16,000.00
TOTAL		8,395.05	8,395.05	8,395.05	8,395.05	8,395.05	8,395.05	8,395.05	8,548.70	0.00	0.00	0.00	0.00	67,314.05
*SBA Towers II Lease amount increased by 3% effective 8/1/17														

Directors Report
September 18, 2017

1. Pay Estimate #5 for Contract 1-17 Miscellaneous Sewer, Water Main, and Street Construction on Cecil Street (\$16,200.78) and Higgins Avenue (\$941.37) to DeGroot, Inc. of Green Bay for the Water Utility portion of the contract has been submitted and approved by the Board of Public Works.
2. Change Order #3 for Contract 1-17 Miscellaneous Sewer, Water Main, and Street Construction on Cecil Street (+ \$745.50) and Higgins Avenue to DeGroot, Inc. of Green Bay for the Water Utility portion of the contract has been submitted and approved by the Board of Public Works.
3. Non-Billable Water Report to be distributed at meeting.
4. Geographical Information System (GIS) update.
5. Sludge Lagoon Dredging Update
6. Towerview Water Tower Update
7. WE Energies Rebate
8. The next Water Commission Meeting is scheduled for October 16, 2017.

Pay To: De Groot, Inc.
4201 Champion Road
Green Bay, WI 54311

Contract No. Contract 1-17 Miscellaneous Sewer and Water Main Construction
and Street Construction on Cecil Street and Higgins Avenue

Water Work Order No: 370, 378

Date: August 31, 2017

Estimate No. 5

Account Description	Account #	Payment	Contract Breakdown	Change Orders	Current Contract Breakdown	Budget	Pd to Date
Sanitary - Cecil (Henry-Oak)	046-5067-743-0236	\$15,851.72	\$251,430.59	\$12,566.25	\$263,996.84	\$260,000	\$231,059.94
Water Main - Cecil (Henry-Oak)	400-0000-207-0370	\$16,200.78	\$304,271.43	\$45,912.33	\$350,183.76	\$280,000	\$307,685.29
Storm - Cecil (Henry-Oak)	049-5256-743-0236	\$14,388.87	\$149,811.95	\$7,500.00	\$157,311.95	\$200,000	\$127,214.22
Street - Cecil (Henry-Oak)	012-4386-743-0236	\$145,961.28	\$588,135.81	\$66,417.69	\$654,553.50	\$560,000	\$460,865.13
Sanitary - Higgins (Haylett-Cecil)	046-5071-743-0236	\$1,190.83	\$23,479.92		\$23,479.92	\$70,200	\$23,500.01
Water Main - Higgins (Haylett-Cecil)	400-0000-207-0378	\$941.37	\$22,979.12		\$22,979.12	\$31,500	\$17,886.09
Storm - Miscellaneous	049-5205-743-0236	\$2,105.21	\$17,802.39		\$17,802.39	\$17,802	\$20,320.13
Street - Higgins (Haylett-Cecil)	012-4520-743-0236	\$38,998.74	\$56,057.50		\$56,057.50	\$62,000	\$24,020.50
TOTAL		\$235,638.80	\$1,413,968.71	\$132,396.27	\$1,546,364.98	\$1,481,502	\$1,212,551.31

Approved by Public Works Department August 31, 2017 

Approved by Board of Public Works September 5, 2017

Approved by Common Council N/A
 (final payments only)

Approved by Water Commission N/A
 (final payments only)

Sent to Finance September 6, 2017

Number of Attachments 3

City of Neenah
 Public Works Department
 Contract Payment Form

COPY

August 31, 2017

The following is Estimate No. 5 for Contract 1-17, Miscellaneous Sewer and Water Main Construction and Street Construction on Cecil Street and Higgins Avenue to De Groot, Inc., 4201 Champion Road, Green Bay, WI 54311

DESCRIPTION	Unit Price	Original Bid		Estimate No. 5	
		Quantity	Total	Quantity	Total
Part 1 - Cecil Street & Higgins Avenue					
A. Sanitary Sewer					
1. Furnish and relay 10-inch PVC sanitary sewer	\$52.79	605 Lin. Ft.	\$31,937.95	600 Lin. Ft.	\$31,674.00
2. Furnish and relay 8-inch PVC sanitary sewer	\$55.28	2,050 Lin. Ft.	\$113,324.00	2,056 Lin. Ft.	\$113,655.68
3. Furnish and relay 6 inch sanitary lateral in ROW (41)	\$52.31	1,100 Lin. Ft.	\$57,541.00	1,249 Lin. Ft.	\$65,335.19
4. Furnish and relay 6 inch sanitary lateral ROW to house	\$40.40	100 Lin. Ft.	\$4,040.00	11 Lin. Ft.	\$444.40
5. Furnish and pipeburst sanitary lateral	\$5.30	600 Lin. Ft.	\$3,180.00	336 Lin. Ft.	\$1,780.80
6. Reconnect sanitary lateral at foundation - pipeburst	\$530.25	3 Each	\$1,590.75	0 Each	\$0.00
7. Reconnect under basement floor - pipeburst	\$2,227.05	13 Each	\$28,951.65	10 Each	\$22,938.62
8. Furnish and install cleanout (Oak Street)	\$353.05	1 Each	\$353.05	1 Each	\$353.05
9. Reconnect lateral to wye at main	\$1,262.50	4 Each	\$5,050.00	1 Each	\$1,262.50
10. Furnish and Install Standard manhole (7)	\$406.05	52 Ver. Ft.	\$21,114.60	52.4 Ver. Ft.	\$21,277.02
11. Furnish and install inside drop. (Existing Henry Street Manhole)	\$505.00	1 Each	\$505.00	1 Each	\$505.00
12. Remove sanitary manhole	\$252.50	8 Each	\$2,020.00	8 Each	\$2,020.00
13. Adjust sanitary manhole (with slurry backfill)	\$656.50	3 Each	\$1,969.50	3 Each	\$1,969.50
14. Clean and Televiser Sewer (Sanitary only)	\$3,333.00	1 Lump Sum	\$3,333.00	1 Lump Sum	\$3,333.00
Add 15. Extra plumbing in house	\$5,066.25	0 Lump Sum	\$0.00	1 Lump Sum	\$5,066.25
Part 1.A. Sanitary Sewer Total			\$274,910.50		\$271,615.01
B. Water Main					
1. Furnish & install 16-inch PVCO C-909 main	\$79.03	2,160 Lin. Ft.	\$170,704.80	1,291 Lin. Ft.	\$102,027.73
2. Furnish & install 10-inch PVCO C-909 main	\$78.56	50 Lin. Ft.	\$3,928.00	57 Lin. Ft.	\$4,477.92
3. Furnish & install 8-inch PVCO C-909 main	\$47.71	440 Lin. Ft.	\$20,992.40	448 Lin. Ft.	\$21,374.08
4. Furnish & install 6-inch PVCO C-909 main	\$50.99	80 Lin. Ft.	\$4,079.20	67 Lin. Ft.	\$3,416.33
5. Furnish & install 16-inch valve w/ box	\$6,038.79	5 Each	\$30,193.95	5 Each	\$30,193.95
6. Furnish & install 8-inch valve w/ box	\$1,309.97	7 Each	\$9,169.79	8 Each	\$10,479.76
7. Furnish & install 6-inch valve w/ box	\$1,111.00	1 Each	\$1,111.00	0 Each	\$0.00
8. Furnish & install 1-inch long side service	\$1,892.99	17 Each	\$32,180.83	13 Each	\$24,608.87
9. Furnish & install 1-inch short side service	\$1,429.24	23 Each	\$32,872.52	23 Each	\$32,872.52
10. Furnish & install 1-inch service from ROW to house by excavation	\$35.35	30 Lin. Ft.	\$1,060.50	42 Lin. Ft.	\$1,484.70
11. Furnish & install 1 inch service from ROW to house by excavation in same trench as san. lateral	\$20.20	60 Lin. Ft.	\$1,212.00	0 Lin. Ft.	\$0.00
12. Furnish & install 1 inch service from ROW to house by pulling w/ sanitary sewer pipeburst	\$3.03	350 Lin. Ft.	\$1,060.50	309 Lin. Ft.	\$936.27
13. Furnish & install 1 inch service from ROW to house by pulling	\$30.30	30 Lin. Ft.	\$909.00	0 Lin. Ft.	\$0.00
14. Connection to house	\$364.11	12 Each	\$4,369.32	6 Each	\$2,184.66
15. Furnish & install hydrant, lead and valve	\$3,407.74	1 Each	\$3,407.74	1 Each	\$3,407.74
16. Abandon hydrant	\$353.50	1 Each	\$353.50	0 Each	\$0.00
17. Abandon Valve manhole	\$454.50	4 Each	\$1,818.00	3 Each	\$1,363.50
18. Abandon Valve Box	\$252.50	12 Each	\$3,030.00	9 Each	\$2,272.50
19. Furnish and install 6 -inch short side water service, 6 -inch valve and 12 inch x 6 inch anchoring tee.	\$4,797.50	1 Each	\$4,797.50	1 Each	\$4,797.50
ADD 20. WM 1. 16" DI WM	\$130.00	0 Lin. Ft.	\$0.00	739 Lin. Ft.	\$96,070.00
ADD 21. Copper water line	\$745.50	0 Each	\$0.00	1 Each	\$745.50
Part 1.B. Water Main Total			\$327,250.55		\$342,713.53

DESCRIPTION	Unit Price	Original Bid		Estimate No. 5	
		Quantity	Total	Quantity	Total
C. Storm Sewer					
1. Furnish and relay 24-inch storm sewer	\$53.06	850 Lin. Ft.	\$45,101.00	836 Lin. Ft.	\$44,358.16
2. Furnish and relay 18-inch storm sewer	\$39.86	335 Lin. Ft.	\$13,353.10	338 Lin. Ft.	\$13,472.68
3. Furnish and relay 12-inch storm sewer	\$36.16	650 Lin. Ft.	\$23,504.00	660 Lin. Ft.	\$23,865.60
4. Furnish and relay 10-inch storm sewer	\$38.71	600 Lin. Ft.	\$23,226.00	686 Lin. Ft.	\$26,555.06
5. Furnish and relay 4-inch storm sewer lateral	\$37.62	100 Lin. Ft.	\$3,762.00	74 Lin. Ft.	\$2,783.88
6. Furnish and install storm manhole (8)	\$343.81	47 Ver. Ft.	\$16,159.07	42 Ver. Ft.	\$14,543.16
7. Furnish and install catch basin	\$1,263.52	18 Each	\$22,743.36	19 Each	\$24,006.88
8. Remove Storm Manhole	\$252.50	10 Each	\$2,525.00	8 Each	\$2,020.00
9. Remove Storm batch basin	\$151.50	15 Each	\$2,272.50	16 Each	\$2,424.00
10. Adjust storm manhole (w/ slurry backfill)	\$656.50	5 Each	\$3,282.50	5 Each	\$3,282.50
11. Adjust storm catch basin	\$353.50	8 Each	\$2,828.00	10 Each	\$3,535.00
12. Abandon 18" storm sewer with slurry	\$9.01	630 Lin. Ft.	\$5,676.30	0 Lin. Ft.	\$0.00
13. Install and Maintain Type "D" Inlet Protection	\$35.35	20 Each	\$707.00	20 Each	\$707.00
14. Clean and Televiser Sewer (Storm only)	\$2,474.50	1 Lump Sum	\$2,474.50	1 Lump Sum	\$2,474.50
Part 1.C. Storm Sewer Total			\$167,614.33		\$164,028.42
E. Pavement Markings					
1. Pavement Marking Epoxy 4-Inch	\$0.36	7,482 Lin. Ft.	\$2,693.52	5,161 Lin. Ft.	\$1,857.96
2. Pavement Marking Epoxy 6-Inch	\$0.47	5,293 Lin. Ft.	\$2,487.71	7,521 Lin. Ft.	\$3,534.87
3. Pavement Marking Epoxy 8-Inch	\$1.04	498 Lin. Ft.	\$517.92	484 Lin. Ft.	\$503.36
4. Removing Pavement Markings	\$1.04	912 Lin. Ft.	\$948.48	935 Lin. Ft.	\$972.40
5. Pavement Marking Arrows Epoxy Type 2	\$156.05	9 Each	\$1,404.45	9 Each	\$1,404.45
6. Pavement Marking Arrows Bike Lane Epoxy	\$104.03	8 Each	\$832.24	10 Each	\$1,040.30
7. Pavement Marking Symbols Bike Lane Epoxy	\$104.03	8 Each	\$832.24	10 Each	\$1,040.30
8. Pavement Marking Stop Line Epoxy 18-Inch	\$7.81	46 Lin. Ft.	\$359.26	48 Lin. Ft.	\$374.88
9. Pavement Marking Stop Line Epoxy 24-Inch	\$8.32	49 Lin. Ft.	\$407.68	104 Lin. Ft.	\$865.28
10. Pavement Marking Island Nose Epoxy	\$156.05	1 Each	\$156.05	1 Each	\$156.05
11. Pavement Marking Diagonal Epoxy 12-Inch	\$7.28	87 Lin. Ft.	\$633.36	116 Lin. Ft.	\$844.48
12. Pavement Marking Crosswalk Epoxy 6-Inch	\$6.24	988 Lin. Ft.	\$6,165.12	894 Lin. Ft.	\$5,578.56
13. Pavement Marking Crosswalk Epoxy 12-Inch	\$7.28	408 Lin. Ft.	\$2,970.24	396 Lin. Ft.	\$2,882.88
14. Pavement Marking Crosswalk Epoxy 24-Inch	\$8.32	114 Lin. Ft.	\$948.48	108 Lin. Ft.	\$898.56
15. Removing Pavement Markings Bike Lane Symbols/Arrows	\$93.63	4 Each	\$374.52	4 Each	\$374.52
Add 16. Extra for marking concrete pavement	\$15,000.00	0 Each	\$0.00	1 Each	\$15,000.00
Part 1.E. Pavement Markings Total			\$21,731.27		\$37,328.85

DESCRIPTION	Unit Price	Original Bid		Estimate No. 5	
		Quantity	Total	Quantity	Total
F. Street (Concrete Pavement Alternate)					
1. Remove existing pavement and maintain utility trench	\$1.01	10,000 Lin. Ft.	\$10,100.00	10,000 Lin. Ft.	\$10,100.00
2. Furnish and install temporary HMA pavement (3-inch)	\$22.41	400 Sq. Yd.	\$8,964.00	0 Sq. Yd.	\$0.00
3. Sawcut existing bituminous pavement	\$2.02	700 Lin. Ft.	\$1,414.00	350 Lin. Ft.	\$707.00
4. Full depth sawcut existing concrete pavement	\$3.28	300 Lin. Ft.	\$984.00	220 Lin. Ft.	\$721.60
5. Remove existing bituminous pavement	\$1.19	7,750 Sq. Yd.	\$9,222.50	7,500 Sq. Yd.	\$8,925.00
6. Remove existing concrete pavement	\$3.33	4,100 Sq. Yd.	\$13,653.00	4,100 Sq. Yd.	\$13,653.00
7. Remove concrete curb and gutter	\$1.67	3,000 Lin. Ft.	\$5,010.00	2,969 Lin. Ft.	\$4,958.06
8. Remove concrete sidewalk/driveway apron	\$0.56	12,000 Sq. Ft.	\$6,720.00	19,401 Sq. Ft.	\$10,864.56
9. Unclassified Excavation	\$7.75	6,150 Cu. Yd.	\$47,662.50	6,300 Cu. Yd.	\$48,825.00
10. Furnish and install crushed aggregate base	\$8.79	6,800 Ton	\$59,772.00	6,000 Ton	\$52,740.00
11. Furnish and install concrete pavement 7.5-inch (dowelled)	\$33.24	4,250 Sq. Yd.	\$141,270.00	2,979 Sq. Yd.	\$99,035.26
12. Furnish and install concrete pavement 7-inch (undowelled)	\$29.28	6,420 Sq. Yd.	\$187,977.60	6,507 Sq. Yd.	\$190,516.18
13. Furnish and install concrete curb and gutter	\$22.74	350 Lin. Ft.	\$7,959.00	446.30 Lin. Ft.	\$10,148.86
14. Furnish and install 4-inch concrete sidewalk	\$4.11	6,000 Sq. Ft.	\$24,660.00	11,657 Sq. Ft.	\$47,909.45
15. Furnish and install 6-inch concrete sidewalk/driveway apron	\$4.47	6,000 Sq. Ft.	\$26,820.00	7,744 Sq. Ft.	\$34,616.57
16. Furnish and install drill tie bars #6	\$6.24	50 Each	\$312.00	35 Each	\$218.40
17. Furnish and install drill dowel bars #9	\$12.48	50 Each	\$624.00	27 Each	\$336.96
18. Furnish and install HMA pavement (4-inch)	\$58.37	600 Ton	\$35,022.00	669.79 Ton	\$39,095.64
19. Install detectable warning fields (supplied by City)	\$36.41	34 Each	\$1,237.94	39 Each	\$1,401.79
20. Terracing, fertilize, seed & hydromulch	\$7.07	2,000 Sq. Yd.	\$14,140.00	2,658 Sq. Yd.	\$18,793.47
21. Install and Maintain Traffic Control	\$18,937.50	1.0 Lump Sum	\$18,937.50	1 Lump Sum	\$18,937.50
Add 22. Incentive early completion	\$30,000.00	0 Lump Sum	\$0.00	1 Lump Sum	\$30,000.00
Part 1.F. Alternate Concrete Pavement Street Total			\$622,462.04		\$642,504.30
TOTAL Parts 1A through 1F			\$1,413,968.69		\$1,458,190.11

Work to date	\$1,458,190.11
Retainage ¹	\$10,000.00
Due Contractor	\$1,448,190.11
Previously paid	\$1,212,551.31
Due this estimate	\$235,638.80

NOTE (1): Retainage set per Wis. Statute 66.0901(9).

Retainage is 5% of the estimate until 50% of the work is completed.

At 50% completion, no additional amounts are retained.

For Final Estimates, there is no retainage.

Respectfully submitted,



Gerry Kaiser, PE

Director of Public Works

* \$10,000 retainage held for future concrete pavement repairs.

Change Order No: 3
 Date: August 22, 2017
 Contract: 1-17
 Project: Contract 1-17 Miscellaneous Sewer and Water Main Construction and Street Construction on Cecil Street and Higgins Avenue
 Contractor: De Groot, Inc.
4201 Champlon Road
Green Bay, WI 54311
 Original Contract: \$1,413,968.71


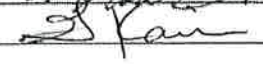
Change Ordered Herewith:	Account Number	
1. Extra plumbing in house.		\$5,066.25
2. Copper water service.		\$745.50
3. F.8. Remove concrete sidewalk/driveway apron		\$4,144.56
4. F.14. Furnish and install 4-inch concrete sidewalk		\$23,249.45
5. F.15. Furnish and install 6-inch concrete sidewalk/driveway apron		\$7,796.57
6. F.18. Furnish and install HMA pavement (4-inch)		\$4,073.64
7. F.20. Terracing, fertilize, seed and hydromulch		\$4,653.47
8. Incentive for early completion		\$30,000.00
9.		\$0.00
	TOTAL	\$79,729.44

Reason for Change:

- Extra plumbing was required to complete pipebursting including removal of footing, connection to second stack, and electrical grounding. Cost of work to be assessed back to property owners.
- Extra cost to use copper water service in contaminated area to prevent deterioration.
- Change in quantity - more sidewalk required replacement partially due to gas main replacement and trench width.
- Change in quantity - more sidewalk required replacement partially due to gas main replacement and trench width.
- Change in quantity - more sidewalk required replacement partially due to gas main replacement and trench width.
- Change in quantity - additional asphalt pavement required partially due to gas main replacement.
- Change in quantity - more sidewalk required replacement partially due to gas main replacement and trench width.
- Maximum incentive payment for opening street four weeks early.
-

Contract Amount		Contract Time (Calendar Days)	
Original:	\$1,413,968.71	Original:	
Previous C.O.'s (+/-):	\$52,666.83	Previous C.O.'s (+/-):	
This C.O. (+/-):	\$79,729.44	This C.O. (+/-):	
Revised:	\$1,546,364.98	Revised:	

This document shall become an amendment to the contract and all stipulations and covenants of the contract shall apply hereto.

Contractor:  Date: 8/31/17
 Department:  Date: 9/1/2017
 Board of PW: _____ Date: _____
 Water Commission _____ Date: _____
 (If applicable)

COPY

Storm Water Citizen's Advisory Board
Monthly Report
September 12, 2017

1. Stantec has been hired to provide a liability clarification request to WDNR regarding the Neenah Foundry site. General liability clarification letters are usually requested by local governments, lenders, businesses and individuals who are buying, selling or redeveloping brownfield properties. This letter will allow us to understand City responsibilities on the site should a purchase be pursued.