

CITY OF NEENAH
FINANCE AND PERSONNEL COMMITTEE MEETING
Monday, June 12, 2017 – 7:00 p.m.
Hauser Room, Neenah City Administration Building
211 Walnut Street, Neenah, Wisconsin

NOTICE IS HEREBY GIVEN, pursuant to the requirements of Wis. Stats. Sec. 19.84, that a majority of the Neenah Common Council will be present at this meeting. Common Council members may be present to gather information about a subject over which they have decision-making responsibility. This constitutes a Meeting of the Neenah Common Council and must be noticed as such. The Council will follow the same agenda as the committee, but will not take any formal action at this meeting.

AGENDA

1. Public Appearances.
2. Approval of Minutes from the May 8, 2017 Regular Meeting (minutes can also be found on the City's website).
3. Review of Elected Official Pay (attachment). H. Barber
4. 206 Martens Street Acquisition (attachment). C. Haese
5. Tax Refunds Due to Correction of Errors Pursuant to Wis.Stat. Sec. 70.43 (attachment). J. Godlewski
6. Ordinance 2017-10 Relating to Electronic Minutes (attachment). J. Godlewski
7. Fiscal Matters: April & May Vouchers (attachment). M. Easker
8. Fiscal Matters: First Quarter Financial Statements (attachment). M. Easker

*Neenah City Hall is accessible to the physically disadvantaged.
If special accommodations are needed, please contact the Neenah Finance Department
at 920-886-6140 at least 24 hours in advance of the meeting.*

CITY OF NEENAH
FINANCE AND PERSONNEL COMMITTEE MEETING
Monday, May 8, 2017 – 7:00 p.m.
Hauser Room, Neenah City Administration Building
211 Walnut Street, Neenah, Wisconsin

MINUTES

Present: Chairman Pollnow; Aldermen Erickson, Stevenson and Kunz; Director of Finance Easker.

Others Present: Alderman Bates.

Public Appearances: None.

Minutes: Motion/Second/Carried Erickson/Stevenson to approve the minutes from the March 6, 2017 and March 27, 2017 Regular Meetings and the April 18, 2017 Special Meeting. All voting aye.

Resolution No. 2017-14: Resolution Amending the Fee Schedule of the City of Neenah to Provide for an Apiary (Beekeeping) Registration Fee: Committee reviewed memo from Chief Building and Electrical Inspector Walter recommending Council approve Resolution 2017-14 Apiary Registration Fee setting the one-time registration fee at \$30. The fee follows the recent passage of Ordinance 2017-05B allowing for the keeping of bees in the city, during which the Public Services and Safety Committee had recommended that the registration process for beekeeping include a one-time registration fee of \$30. Public Services and Safety Committee Chairman Bates provided the rationale for and endorsed approval of the \$30 fee. Other items discussed included the proposed processes available for registering as a beekeeper as well as the intended process for city staff follow-up on beekeeping operations.

Motion/Second/Carried Erickson/Kunz to recommend Council approve Resolution 2017-14 Apiary Registration Fee setting the one-time registration fee at \$30. All voting aye.

Designation of Official City Newspaper for 2017-2018: Committee reviewed memo from Director Easker recommending Council accept the Post-Crescent quotation and designate it the City's official newspaper for June 2017 to June 2018. The proposal includes a slight pricing decrease from the previous year. Discussion items included the status of state legislation that would allow for on-line options and the benefits of having a local or regional newspaper to help promote City activities.

Motion/Second/Carried Stevenson/Kunz to recommend Council accept the Post-Crescent quotation and designate it the City's official newspaper for June 2017 to June 2018. All voting aye.

REPORT

REPORT

Fiscal Matters: March Vouchers: Motion/Second/Carried Erickson/Stevenson to approve the March vouchers as presented. All voting aye.

Meeting adjourned at 7:25 p.m.

Respectfully submitted,

A handwritten signature in black ink, appearing to read "M.K. Easker". The signature is fluid and cursive, with the first name "M.K." and the last name "Easker" clearly distinguishable.

Michael K. Easker, CPA
Director of Finance



Dept. of Human Resources and Safety
211 Walnut St. • P.O. Box 426 • Neenah WI 54957-0426
Phone 920-886-6102 • e-mail: hbarber@ci.neenah.wi.us
HEATHER BARBER
DIRECTOR OF HUMAN RESOURCES AND SAFETY

MEMORANDUM

DATE: May 22, 2017
TO: Chairman Pollnow and Members of the Finance and Personnel Committee
FROM: Heather Barber, Human Resources *HB*
RE: Review of Elected Official Pay

At the request of Chairman Pollnow, I asked that our salary plan consultant, Charlie Carlson of Carlson Dettmann review the pay of our elected officials.

The recommendation from March 10th 2017 reviews the Aldermanic and Mayoral pay, and the recommendation from May 18th, 2017 reviews the Municipal Court Judge pay.

CARLSON DETTMANN CONSULTING

March 10, 2017

MEMORANDUM

TO: Heather Barber

FR: Charlie Carlson

RE: City Mayor and Council Member Compensation

In 2013, the City requested that we summarize and analyze salary data for elected officials in Fox River Valley municipalities, and we issued a report of our findings. We were asked to analyze current data from the same list of comparable communities for a follow-up recommendation. The data is summarized in the table below:

Municipality	Population 2015	Council Monthly	Mayor Salary
Appleton	73,971	\$498.33	\$96,106
DePere*	24,555	\$565.25	\$23,664
Green Bay	104,891	\$823.92	\$82,535
Manitowoc	33,102	\$260.00	\$73,043
Menasha	17,604	\$432.50	\$64,000
Oshkosh*	66,621	\$416.67	\$6,000
Sheboygan	48,775	\$372.33	\$53,844
Wausau	39,302	\$446.25	\$74,851
Average	47,836	\$473.84	\$74,851
Neenah	25,855	\$400.00	\$79,250

Note: * Part-time; not included in average

Our observation is the City of Neenah is competitive on the Mayor's salary, and could consider an adjustment of perhaps 10 to 15% for the City Council. Of course, payments to the existing Council cannot be made; instead, any increase must follow an election.

Charles E. Carlson
charles.carlson@carlsondettmann.com
608.239.7991

Please let me know if you have questions regarding this analysis.

Charles E. Carlson
charles.carlson@carlsondettmann.com
608.239.7991

CARLSON
DETTMANN
CONSULTING

May 18, 2017

MEMORANDUM

TO: Heather Barber

FR: Charles E. Carlson

RE: Compensation for Municipal Court Judge

The City requested I review compensation data collected for municipal court systems in various Wisconsin communities in the lower half of the state. You also requested that I offer a recommendation on a future salary for the judge who presides over the joint court for Neenah/Menasha.

Your municipal court judge's current compensation is \$28,600, and the resident population of the joint court is approximately 43,000. My overall observation from the data is that salaries for municipal judges vary considerably by service area population; however, courts serving larger populations tend to pay more (e.g., Lakeside, La Crosse, and Sheboygan/Kohler, and West Allis). In general, though, it appears to me the salary for the judge of your court is somewhat low, and perhaps a salary of perhaps \$32,000 would be more appropriate (e.g., Sun Prairie and Brookfield) with an increase coming in two annual adjustments to manage the additional expense.

Please let me know if you have any questions regarding this memorandum.

Charles E. Carlson
charles.carlson@carlsondettmann.com
608.239.7991



M E M O R A N D U M

DATE: June 8, 2017
TO: Chairman Martin and CDA Members, Chairman Pollnow and Finance Committee Members
FROM: Chris A. Haese, CDA Executive Director
RE: **206 Martens Street Acquisition**

As a result of the creation of the Gateway Redevelopment Area and Tax Incremental District 10, the owner of 206 Martens Street has approached the CDA with offers to sell his property for inclusion in the Gateway Redevelopment. As a result of this offer, an appraisal of the property was commissioned to establish an estimate of the fair market value of the property.


The property had an appraised value of \$67,000, which was also the amount of the original offer. The owners countered with an offer of \$70,200. Staff believes this counter offer is a reasonable price for this rental property that is currently vacant. Upon approval of the acquisition, the CDA will close on the property in late June or early July.

Staff is recommending acquisition of the aforementioned property at the agreed upon sale price.

Appropriate action at this time is to recommend Council proceed with the acquisition of 206 Martens Street at the agreed upon price of \$70,200.



MEMORANDUM

DATE: June 2, 2017
TO: Chair Pollnow, members of the Finance & Personnel Committee
FROM: City Attorney Jim Godlewski 
RE: Tax Refunds due to Correction of Errors pursuant to Wis. Stat. §70.43

INTRODUCTION

Under Wis. Stat. §70.43, if the Assessor discovers errors in the tax roll due to “palpable errors”¹, a report is prepared to the Board of Review to correct the errors and authorize refunds for the previous year based on the corrected assessments, if any. Attached is the Assessor’s report for 2017 that was approved by the Board of Review on May 24, 2017. The corrections were caught early enough that corrected tax bills were issued based on the corrected assessments. This memo is intended to summarize those errors for the Committee’s information and direct staff to process the corrections pursuant to Wis. Stat. §74.41.

ERROR SUMMARIES

Here is a summary of the errors provided by the assessor. Item 1 does not require a refund as the error was caught and corrected before tax bill was issued. The summary is provided for information only.

- **Entry 1 - Mr. Michael Hanna, 211 Fifth St.** - Mr. Hanna acquired this property in January 2016 after the assessment date from Winnebago County, a tax exempt entity. It should have been listed as tax exempt for the 2016 tax bill. The error was caught before 2016 tax bills were due and the erroneous bill was voided. Thus, no refund is required and no action required by Council.
- **Entry 2 – Nancy Reddin, 130 Lorraine Ave.** – In 2015, the taxpayer obtained a building permit to demolish improvements on the property. Through a clerical oversight, the demolished improvements were not accounted for in the 2016

¹ A “palpable error” is defined at Wis. Stat. §74.33(1) and includes:

- (a) A clerical error has been made in the description of the property or in the computation of the tax.
- (b) The assessment included real property improvements which did not exist on the date under s. 70.10 for making the assessment.
- (c) The property is exempt by law from taxation, except as provided under sub. (2).
- (d) The property is not located in the taxation district for which the tax roll was prepared.
- (e) A double assessment has been made.
- (f) An arithmetic, transpositional or similar error has occurred.

assessment. The taxpayer caught the error after the tax bill was issued, notified the Assessor's office with documentation confirming that the property improvements were removed before 1/1/2016. The original tax bill, with the value of the demolished improvements included, was corrected to reflect the lower value resulting from the improvements demolition, thus no refund is due.

No action needed since no refunds are required; staff will complete the necessary paperwork for charge back the corrections pursuant to Wis. Stat. §74.41.

2017
 (Year)

CORRECTIONS OF ERRORS BY ASSESSORS (SEC. 70.43, WIS. STATS.)

Note: Assessor should complete columns (a) through (e) and forward to the clerk as part of the assessment roll. Send to clerk electronically as well, if possible. The clerk will complete columns (f), (g), and totals.

	(a) Parcel / Account Number Property Location & School Code Owner's Name, Street Address, City, State, Zip (1)	(b) Previous Year's Assessed Value	(c) Corrected Value	(d) Real Property Amount of Adjustment (c-b)	(e) Personal Property Amount of Adjustment (c-b)	(f) Previous Year's Net Mill Rate (2)	(g) T - Tax net school credit L - Lottery credit F - First Dollar credit N - Net Tax (3)
1	05-0227-00-00 211 Fifth St. 0433 Michael Hanna 210 Webster St. Neenah WI 54956-0000	35,900	0	-35,900		0.022981778	T - -825.05 L - F - N - -825.05
2	04-0420-00-00 130 Lorraine Ave. 0433 Nancy Reddin PO Box 63 Neenah WI 54957-0000	44,900	19,400	-25,500		0.022981778	T - -586.04 L - F - N - -586.04
3							T - 0.00 L - F - N - 0.00
4							T - 0.00 L - F - N - 0.00
5							T - 0.00 L - F - N - 0.00
6							T - 0.00 L - F - N - 0.00



Dept. of Legal & Administrative Services
Office of the City Attorney
211 Walnut St. • P.O. Box 426 • Neenah WI 54957-0426
Phone 920-886-6106 • Fax: 920-886-6109
e-mail: jgodlewski@ci.neenah.wi.us
JAMES G. GODLEWSKI
CITY ATTORNEY

M E M O R A N D U M

DATE: June 8, 2017
TO: Chairman Pollnow, members of the Finance & Personnel Committee
FROM: City Attorney Jim Godlewski *JG*
RE: Ord. 2017-10 relating to electronic minutes

The code requires that meeting minutes be filed with the City Clerk within 5 days of the meeting. That has been accomplished by filing a hard copy of the minutes with the clerk. With the advent of electronic agendas, it makes sense to change that practice and file electronic copies of the minutes. Ord. 2017-10, attached, would accomplish that change. It is submitted for the committee's consideration.

An appropriate motion would be to recommend Council adopt Ord. 2017-10.



AN ORDINANCE: By Finance & Personnel
Re: Amending Code §2-141 relating to electronic minutes

ORDINANCE NO. 2017-10

Introduced: _____

Committee/Commission Action: _____

AN ORDINANCE

The Common Council of the City of Neenah, Wisconsin, do ordain as follows:

Section 1. Section 2-141 of the Code of Ordinances of the City of Neenah is amended by deleting the stricken language and adding the highlighted language to read as follows:

Sec. 2-141. - Minutes of committees, boards and commissions to be filed.

All committees, boards, commissions that meet on a regular basis shall file in the office of the City Clerk an electronic draft copy of the minutes of each regular or other meeting at which minutes shall be taken within five days after the date of each such meeting. The electronic copy filed with the clerk shall be in Word and Portable Document File (.pdf) formats. Minutes shall be signed with a scanned signature by the individual taking the minutes before filing with the City Clerk. After the minutes are approved, any changes made shall be filed with the clerk electronically within five (5) days after the committee/commission meeting.

Section 2. Severability. In the event any section, subsection, clause, phrase or portion of this ordinance is for any reason held illegal, invalid or unconstitutional by any court of competent jurisdiction, such portion shall be deemed a separate, distinct and independent provision, and such holding shall not affect the validity of the remainder of this ordinance. It is the legislative intent of the Common Council that this ordinance would have been adopted if such illegal provision had not been included or any illegal application had not been made.

Section 3. Repeal and Effective Date. All ordinances or parts of ordinances and resolutions in conflict herewith are hereby repealed. This ordinance shall take effect from and after its passage and publication.

Moved by: _____

Adopted: _____

Approved: _____

Published: _____

Approved:

Dean R. Kaufert, Mayor

Attest:

Patricia A. Sturn, City Clerk

THIS INSTRUMENT WAS DRAFTED BY:
City Attorney James G. Godlewski
211 Walnut Street
Neenah, WI 54956
State Bar No. 1005210




MEMORANDUM

To: Members of the Finance and Personnel Committee
From: Chairman Pollnow
Date: May 16, 2017
Re: April Voucher Review

On behalf of the Committee and Common Council, I have reviewed the attached schedules of April Automated Fund Transfers and Non-Payroll Expenditure Vouchers over \$2,000.

In addition to these items, the Detail Check Register for the general account and the Generic Check Register for the payroll account are in specifically marked white binders located at City Hall – 211 Walnut Street, Neenah, WI 54956, which are available for review at any time.



William Pollnow Jr. Chairman

EXPENDITURE ABSTRACT FOR PERIOD APRIL 1 THROUGH APRIL 30, 2017
EXPLANATION OF AUTOMATED TRANSFERS

<u>Transfer No.</u>	<u>Transfer Date</u>	<u>Amount</u>	<u>Purpose</u>	<u>Budget/Cost Center</u>
1	4/3/17	\$ 4,416.14	DIVERSIFIED BENEFIT SERVICES 2017 Employee FSA Plan	N/A
2	4/3/17	\$ 2,567.09	DIVERSIFIED BENEFIT SERVICES 2017 Employee HRA Plan	N/A
3	4/4/17	\$ 2,126.66	BANCORP FSA/HRA Debit Card Prefund	N/A
4	4/5/17	\$ 7,520.24	DELTA DENTAL Dental Claims	FRINGE BENEFITS DIST
5	4/6/17	\$ 2,017.84	DIVERSIFIED BENEFIT SERVICES 2017 Employee FSA Plan	N/A
6	4/6/17	\$ 1,255.99	DIVERSIFIED BENEFIT SERVICES 2017 Employee HRA Plan	N/A
7	4/6/17	\$ 10,223.90	ICMA 457 Deferred Comp Contributions	N/A
8	4/6/17	\$ 2,196.53	ICMA Employee IRA contributions	N/A
9	4/6/17	\$ 1,158.66	MIDAMERICA FICA Alternative Plan #3121	N/A
10	4/6/17	\$ 50.00	NORTHSHORE BANK 457 Deferred Comp. Contributions	N/A
11	4/6/17	\$ 3,479.49	ASSOCIATED BANK Child Support	N/A
12	4/6/17	\$ 415,585.67	EMPLOYEE PAYROLL ACH Direct Deposit	N/A
13	4/6/17	\$ 2,616.92	NATIONWIDE 457 Deferred Comp. Contributions	N/A
14	4/6/17	\$ 368.03	ASSOCIATED BANK Deferred Comp Contributions	N/A
15	4/7/17	\$ 170,743.10	NETWORK HEALTH 4/1-4/30 Health Premiums	FRINGE BENEFIT DIST.
16	4/7/17	\$ 133,811.18	DEPARTMENT OF THE TREASURY Employer/Employee Social Security Federal Withholding	FRINGE BENEFITS DIST.
17	4/7/17	\$ 18.00	DIVERSIFIED BENEFIT SERVICES Debit Card Fees	N/A
18	4/10/17	\$ 2,748.03	DIVERSIFIED BENEFIT SERVICES 2017 Employee HRA Plan	N/A
19	4/10/17	\$ 1,676.66	DIVERSIFIED BENEFIT SERVICES 2017 Employee FSA Plan	N/A

20	4/10/17	\$	528.48	DIVERSIFIED BENEFIT SERVICES 2016 Employee FSA Plan	N/A
21	4/11/17	\$	4,862.45	BANCORP FSA/HRA Debit Card Prefund	N/A
22	4/11/17	\$	5.00	BANCORP REPLACEMENT BENNY CARD	N/A
23	4/11/17	\$	192,013.53	JP MORGAN CHASE March PC Payment	N/A
24	4/12/17	\$	5,929.80	DELTA DENTAL Dental Claims	FRINGE BENEFITS DIST
25	4/13/17	\$	7,520.85	DIVERSIFIED BENEFIT SERVICES 2017 Employee HRA Plan	N/A
26	4/13/17	\$	667.97	DIVERSIFIED BENEFIT SERVICES 2017 Employee FSA Plan	N/A
27	4/14/17	\$	30,503.01	WISCONSIN DEPT OF REVENUE State Withholding	FRINGE BENEFITS DIST
28	4/14/17	\$	1,211,902.98	NJSD April Tax Settlement	N/A
29	4/14/17	\$	842,930.13	WINNEBAGO COUNTY TREASURER April Tax Settlement	N/A
30	4/14/17	\$	167,910.13	FOX VALLEY TECHNICAL COLLEGE April Tax Settlement	N/A
31	4/17/17	\$	3,312.90	DIVERSIFIED BENEFIT SERVICES 2017 Employee HRA Plan	N/A
32	4/17/17	\$	330.44	DIVERSIFIED BENEFIT SERVICES 2017 Employee FSA Plan	N/A
33	4/17/17	\$	526,806.44	LGIP Mar/Apr Debt Service Payment	N/A
34	4/17/17	\$	597.94	ASSOCIATED BANK March Bank Service Fee	N/A
35	4/18/17	\$	6,249.81	BANCORP FSA/HRA Debit Card Prefund	N/A
36	4/19/17	\$	192,843.42	FIRST TENNESSEE Purchase Security	N/A
37	4/19/17	\$	8,556.00	DELTA DENTAL Dental Claims	FRINGE BENEFITS DIST
38	4/20/17	\$	2,005.05	WISCONSIN DEPT OF REVENUE March Sales Tax	N/A
39	4/20/17	\$	1,697.92	DIVERSIFIED BENEFIT SERVICES 2017 Employee FSA Plan	N/A
40	4/20/17	\$	3,412.71	DIVERSIFIED BENEFIT SERVICES 2017 Employee HRA Plan	N/A

41	4/20/17	\$	10,700.97	ICMA 457 Deferred Comp Contributions	N/A
42	4/20/17	\$	2,196.53	ICMA Employee IRA contributions	N/A
43	4/20/17	\$	45,106.29	PELION/PRECISION PRIME RHS Benefit	N/A
44	4/20/17	\$	1,668.88	MIDAMERICA FICA Alternative Plan #3121	N/A
45	4/20/17	\$	50.00	NORTHSHORE BANK 457 Deferred Comp. Contributions	N/A
46	4/20/17	\$	367.47	ASSOCIATED BANK Deferred Comp Contributions	N/A
47	4/20/17	\$	3,278.22	ASSOCIATED BANK Child Support	N/A
48	4/20/17	\$	397,138.45	EMPLOYEE PAYROLL ACH Direct Deposit	N/A
49	4/20/17	\$	2,616.92	NATIONWIDE 457 Deferred Comp. Contributions	N/A
50	4/21/17	\$	126,015.33	DEPARTMENT OF THE TREASURY Employer/Employee Social Security Federal Withholding	FRINGE BENEFITS DIST.
51	4/24/17	\$	1,351.25	DIVERSIFIED BENEFIT SERVICES 2017 Employee FSA Plan	N/A
52	4/24/17	\$	5,902.18	DIVERSIFIED BENEFIT SERVICES 2017 Employee HRA Plan	N/A
53	4/24/17	\$	335,302.83	VINING SPARKS Purchase Security	N/A
54	4/25/17	\$	3,577.87	BANCORP FSA/HRA Debit Card Prefund	N/A
55	4/26/17	\$	5,732.12	DELTA DENTAL Dental Claims	FRINGE BENEFITS DIST
56	4/27/17	\$	4,757.66	DIVERSIFIED BENEFIT SERVICES 2017 Employee HRA Plan	N/A
57	4/27/17	\$	398.65	DIVERSIFIED BENEFIT SERVICES 2017 Employee FSA Plan	N/A
58	4/28/17	\$	30,502.58	WISCONSIN DEPT OF REVENUE State Withholding	FRINGE BENEFITS DIST
59	4/28/17	\$	175,152.67	WI EMPLOYEE TRUST FUNDS Retirement Contribution	FRINGE BENEFITS DIST
	TOTAL	\$	5,126,983.96		

GMB002
QPADEV0007
DCALABRESE

CITY OF NEENAH
Check Register for Checks over \$2,000.00

PAGE: 1
RUN DATE: 05/01/2017
RUN TIME: 09:36:28

CHECK #	CHECK DATE	TRANSACTION AMOUNT	VENDOR NAME	ACCOUNT NUMBER	DESCRIPTION	DEPT. NAME
96	4/10/2017	3,353.40	JPMORGAN CHASE BANK NA	400-0000-207-0364	BADGER METER INC	Water
	4/10/2017	2,686.00	JPMORGAN CHASE BANK NA	400-0401-770-6630	BADGER METER INC	Water
	4/10/2017	2,377.50	JPMORGAN CHASE BANK NA	69-5601-969-0236	THE VERDIN CO	Clock Tower Maint/Ma
	4/10/2017	2,095.78	JPMORGAN CHASE BANK NA	10-2101-711-0327	USCC CALL CENTER	Police Departme/Poli
	4/10/2017	2,895.15	JPMORGAN CHASE BANK NA	10-4101-733-0236	PACKER CITY INT TRKS	Sanitation/Refuse Ga
	4/10/2017	2,895.14	JPMORGAN CHASE BANK NA	81-6901-935-0236	PACKER CITY INT TRKS	Recycling Fund
	4/10/2017	2,895.14	JPMORGAN CHASE BANK NA	81-6907-935-0236	PACKER CITY INT TRKS	Recycling Fund
	4/10/2017	5,317.68	JPMORGAN CHASE BANK NA	10-4101-733-0244	WASTE MGMT WM E2PAY	Sanitation/Refuse Ga
	4/10/2017	2,091.25	JPMORGAN CHASE BANK NA	10-3701-732-0214	ENERGY CONTROL & DRS	Municipal Facil/Muni
	4/10/2017	2,088.75	JPMORGAN CHASE BANK NA	44-7705-738-0236	TREDO'S	Parking Utility Fund
CHECK TOTAL		28,695.79				
101	4/10/2017	2,573.25	JPMORGAN CHASE BANK NA	44-7705-738-0236	TREDO'S	Parking Utility Fund
	4/10/2017	3,356.25	JPMORGAN CHASE BANK NA	44-7705-738-0236	TREDO'S	Parking Utility Fund
	4/10/2017	13,033.08	JPMORGAN CHASE BANK NA	10-6102-735-0332	COMPASS MINERALS AME	St Cleaning/Lan/Snow
	4/10/2017	2,891.97	JPMORGAN CHASE BANK NA	10-6102-735-0332	COMPASS MINERALS AME	St Cleaning/Lan/Snow
	4/10/2017	2,935.70	JPMORGAN CHASE BANK NA	30-2401-743-0236	URAEF	TIF#10-Near Downtown
	4/10/2017	2,073.13	JPMORGAN CHASE BANK NA	43-1701-708-0254	GORDON FLESCH COMPAN	Information Systems
	4/10/2017	2,040.00	JPMORGAN CHASE BANK NA	400-0402-770-6750	DAVIES WATER #1476	Water
	4/10/2017	2,132.80	JPMORGAN CHASE BANK NA	10-9501-821-0250	MODERN BUSINESS MACH	Public Library/Oibra
	4/10/2017	2,130.00	JPMORGAN CHASE BANK NA	10-0525-703-0202	BINDING EDGE INC	Finance/Utility Bill
CHECK TOTAL		33,146.18				
41889	4/06/2017	132.50	ADVANTAGE POLICE SUPPLY INC	10-2103-711-0329	TARGETS	Police Departme/Poli
	4/06/2017	6,413.80	ADVANTAGE POLICE SUPPLY INC	10-2181-711-8133	(6) 40 MM LESS LETHA	Police Departme/Capi
CHECK TOTAL		6,546.30				
41893	4/06/2017	20,998.50	BERGSTROM AUTOMOTIVE	400-0000-207-0367	2017 CHEVROLET SILVE	Water
CHECK TOTAL		20,998.50				
41897	4/06/2017	11,125.00	CITIES & VILLAGES MUTUAL INS C	400-0401-770-9250	2ND QTR WORK COMP -	Water
CHECK TOTAL		11,125.00				
41898	4/06/2017	10,400.00	COMPLETE OFFICE OF WISCONSIN	13-7554-743-0333	CHAIRS - TRAINING CE	Facility Improvement
CHECK TOTAL		10,400.00				
41904	4/06/2017	3,128.85	GRAYMONT CAPITAL INC	400-0401-770-6410	HYDRATED LIME	Water
CHECK TOTAL		3,128.85				

JMB002
QPPDEV0007
DCALABRESE

C I T Y O F N E E N A H
Check Register for Checks over \$2,000.00

PAGE: 2
RUN DATE: 05/01/2017
RUN TIME: 08:36:28

CHECK #	CHECK DATE	TRANSACTION AMOUNT	VENDOR NAME	ACCOUNT NUMBER	DESCRIPTION	DEPT. NAME
41907	4/06/2017	4,730.24	LAFB LOCAL 275	10-0000-312-1490	P/R DIST 04-06	General Fund
CHECK TOTAL		4,730.24				
41912	4/06/2017	8,038.83	LEVENHAGEN OIL CORPORATION	39-0000-131-0400	DIESEL/4003 GALLONS	Fleet Management
	4/06/2017	61.54	LEVENHAGEN OIL CORPORATION	10-1802-709-0214	NO 2 DIESEL FUEL	
	4/06/2017	287.16	LEVENHAGEN OIL CORPORATION	10-2304-712-0214	NO 3 DIESEL FUEL	Fire Department/Fire
	4/06/2017	61.53	LEVENHAGEN OIL CORPORATION	43-1710-708-0214	NO 2 DIESEL FUEL	Information Systems
	4/06/2017	8,025.60	LEVENHAGEN OIL CORPORATION	39-0000-131-0400	UNLEADED/4000 GALS	Fleet Management
CHECK TOTAL		16,474.66				
41919	4/06/2017	416.00	MIDWEST CONTRACT OPERATIONS IN	45-3101-921-0281	FEB SVCS - GALLOWAY	Sewer Operating Util
	4/06/2017	518.00	MIDWEST CONTRACT OPERATIONS IN	45-3101-921-0281	FEB SVCS- GEORGIA PA	Sewer Operating Util
	4/06/2017	518.00	MIDWEST CONTRACT OPERATIONS IN	45-3101-921-0281	FEB SVCS- ITU	Sewer Operating Util
	4/06/2017	304.00	MIDWEST CONTRACT OPERATIONS IN	45-3101-921-0281	FEB SVCS- MENASHA CO	Sewer Operating Util
	4/06/2017	518.00	MIDWEST CONTRACT OPERATIONS IN	45-3101-921-0281	FEB SVCS- PLEXUS	Sewer Operating Util
CHECK TOTAL		2,274.00				
41929	4/06/2017	7,324.00	TYLER TECHNOLOGIES INC	43-1701-708-0210	ANNUAL MAINT - EXECU	Information Systems
CHECK TOTAL		7,324.00				
41931	4/06/2017	965.57	WE ENERGIES	10-9501-821-0223	240 W WISCONSIN AVE	Public Library/Libra
	4/06/2017	3,879.27	WE ENERGIES	10-9501-821-0222	240 W WISCONSIN AVE	Public Library/Libra
	4/06/2017	59.68	WE ENERGIES	10-7101-736-0222	GREEN BAY RD & MAIN	Street Signal &/Traf
	4/06/2017	37.22	WE ENERGIES	10-7104-736-0222	WINNECONNE AVE/GREEN	Street Signal &/Stre
	4/06/2017	510.18	WE ENERGIES	10-3702-732-0223	333 W CECIL ST	Municipal Facil/Ceci
	4/06/2017	42.47	WE ENERGIES	10-7101-736-0222	100 BLK W FOREST	Street Signal &/Traf
	4/06/2017	55.62	WE ENERGIES	10-7101-736-0222	COMMERCIAL & COLUMBT	Street Signal &/Traf
	4/06/2017	112.66	WE ENERGIES	10-7101-736-0222	W DOTY AVE	Street Signal &/Traf
	4/06/2017	102.86	WE ENERGIES	10-7101-736-0222	WINNECONNE & COMMERC	Street Signal &/Traf
	4/06/2017	154.72	WE ENERGIES	10-7104-736-0222	MAIN ST 02/21-03/22	Street Signal &/Stre
	4/06/2017	97.20	WE ENERGIES	44-7702-738-0222	355 MILLVIEW DR	Parking Utility Fund
	4/06/2017	3,706.37	WE ENERGIES	400-0401-770-6230	FEB PUMPING - ELECTR	Water
	4/06/2017	5,868.42	WE ENERGIES	400-0401-770-6230	MAR PUMPING - ELECTR	Water
	4/06/2017	706.82	WE ENERGIES	400-0401-770-6260	FEB PUMPING - HEAT	Water
	4/06/2017	978.67	WE ENERGIES	400-0401-770-6260	MAR PUMPING - HEAT	Water
	4/06/2017	1,863.43	WE ENERGIES	400-0401-770-6420	FEB WATER TREATMENT-	Water
	4/06/2017	2,580.14	WE ENERGIES	400-0401-770-6420	MAR WATER TREATMENT-	Water
	4/06/2017	1,425.53	WE ENERGIES	400-0401-770-6430	FEB WATER TREATMENT-	Water
	4/06/2017	2,257.09	WE ENERGIES	400-0401-770-6430	MAR WATER TREATMENT-	Water
	4/06/2017	11.54	WE ENERGIES	400-0401-770-6610	JAN WATER TOWER ELEC	Water
	4/06/2017	773.62	WE ENERGIES	400-0401-770-6610	FEB WATER TOWER ELEC	Water
	4/06/2017	186.07	WE ENERGIES	400-0401-770-6610	MAR WATER TOWER ELEC	Water
	4/06/2017	99.25	WE ENERGIES	400-0401-770-6630	FEB METER SERVICE	Water
	4/06/2017	151.45	WE ENERGIES	400-0401-770-6630	MAR METER SERVICE	Water
	4/06/2017	893.21	WE ENERGIES	400-0401-770-6650	FEB DISTRIBUTION	Water

GMB002
QPADEV000J
DCALABRESE

CITY OF NEENAH
Check Register for Checks over \$2,000.00

PAGE: 3
RUN DATE: 05/01/2017
RUN TIME: 08:36:28

CHECK #	CHECK DATE	TRANSACTION AMOUNT	VENDOR NAME	ACCOUNT NUMBER	DESCRIPTION	DEPT. NAME
	4/06/2017	1,363.19	WE ENERGIES	400-0401-770-6650	WAR DISTRIBUTION	Water
	4/06/2017	377.01	WE ENERGIES	10-9703-841-0222	1201 OAKRIDGE RD	Oak Hill Cemete/Ceme
	4/06/2017	249.81	WE BNERGIES	10-9703-841-0223	1201 OAKRIDGE RD	Oak Hill Cemete/Ceme
	4/06/2017	142.44	WE ENERGIES	10-8405-784-0222	600 S PARK AVE	Independent Pro/Muni
	4/06/2017	75.63	WE ENERGIES	10-8405-784-0223	600 S PARK AVE	Independent Pro/Muni
	4/06/2017	16.93	WE ENERGIES	10-8801-788-0222	525 CEDAR ST	Parks/Parks Operatio
	4/06/2017	100.56	WE ENERGIES	44-7702-738-0222	9999 MILLVIEW DR	Parking Utility Fund
	4/06/2017	320.30	WE ENERGIES	10-9323-601-0222	CHURCH ST & DOTY COR	Community Devel/Mass
		=====				
	CHECK TOTAL	29,208.94				
41935	4/07/2017	85,220.00	FIRST AMERICAN TITLE INSURANCE	30-2401-742-0644	PURCHASE 225 SMITH S	TIF#10-Near Downtown
	4/07/2017	404.63	FIRST AMERICAN TITLE INSURANCE	52-0006-311-3800	PURCHASE 225 SMITH S	Real Estate Tax Agen
		=====				
	CHECK TOTAL	84,815.37				
41940	4/13/2017	3,683.40	APPLETON, CITY OF	62-5701-936-0266	FEB DIAL A RIDE	Dial-A-Ride Transpor
		=====				
	CHECK TOTAL	3,683.40				
41941	4/13/2017	3,712.47	ASSOCIATED APPRAISAL CONSULTAN	10-9314-801-0236	APR SERVICES	Community Devel/Asse
		=====				
	CHECK TOTAL	3,712.47				
41942	4/13/2017	34,458.00	BAKER TILLY VIRCHOW KRAUSE LLP	10-0505-703-0232	AUDIT	Finance/Annual Finan
		=====				
	CHECK TOTAL	34,458.00				
41944	4/13/2017	20,000.00	BERGSTROM MAHLER MUSEUM	13-3010-743-0236	ANNUAL CAPITAL SUBSI	Facility Improvement
		=====				
	CHECK TOTAL	20,000.00				
41947	4/13/2017	3,227.01	DE GROOT INC	400-0402-770-6730	CUT/CAP OAK ST WATER	Water
	4/13/2017	137,169.33	DE GROOT INC	46-5057-743-0236	CN1-17 SANITARY - CE	Sewer Capital Fund
	4/13/2017	215,954.79	DE GROOT INC	400-0600-207-0370	CN1-17 WATERMAIN - C	Water
	4/13/2017	3,076.38	DE GROOT INC	45-5256-743-0236	CN1-17 STORM - CECIL	Storm Water Manageme
	4/13/2017	13,217.11	DE GROOT INC	12-4386-743-0236	CN1-17 STREET - CECI	Streets,Utility,Side
	4/13/2017	32,583.16	DE GROOT INC	46-5071-743-0236	CN1-17 SANITARY - HI	Sewer Capital Fund
	4/13/2017	17,166.46	DE GROOT INC	400-0600-207-0378	CN1-17 WATERMAIN- HI	Water
	4/13/2017	2,024.05	DE GROOT INC	49-5205-743-0236	CN1-17 STORM - HIGGI	Storm Water Manageme
	4/13/2017	17,802.35	DE GROOT INC	49-5205-743-0236	CN1-17 STORM - HIGGI	Storm Water Manageme
	4/13/2017	575.70	DE GROOT INC	12-4520-743-0236	CN1-17 STREET- HIGGI	Streets,Utility,Side
		=====				
	CHECK TOTAL	432,796.38				
41950	4/13/2017	820.00	ENVIRONMENTAL MGMT AND TESTING	30-2416-742-0236	ASBESTOS INSPECTION	TIF#10-Near Downtown

GMB002
QPADEV0005
DCLALBRESE

CITY OF MENASHA
Check Register for Checks over \$2,000.00

PAGE: 4
RUN DATE: 05/01/2017
RUN TIME: 08:36:28

CHECK #	CHECK DATE	TRANSACTION AMOUNT	VENDOR NAME	ACCOUNT NUMBER	DESCRIPTION	DEPT. NAME
	4/13/2017	675.00	ENVIRONMENTAL MGMT AND TESTING	30-2416-742-0236	ASBESTOS INSPECTION	TIF#10-Near Downtown
	4/13/2017	765.00	ENVIRONMENTAL MGMT AND TESTING	30-2416-742-0236	ASBESTOS INSPECTION	TIF#10-Near Downtown
	CHECK TOTAL	2,260.00				
41953	4/13/2017	17,972.71	GO GREEN RECYCLING LLC	30-2417-742-0236	CRUSHING CONCRETE	TIF#10-Near Downtown
	4/13/2017	2,150.00	GO GREEN RECYCLING LLC	30-2416-742-0236	DIRENZO & BOMIER PAR	TIF#10-Near Downtown
	4/13/2017	8,000.00	GO GREEN RECYCLING LLC	30-2416-742-0236	235 MARTENS ST TREE	TIF#10-Near Downtown
	4/13/2017	7,927.50	GO GREEN RECYCLING LLC	30-2416-742-0236	ROUGH GRADE SITE	TIF#10-Near Downtown
	CHECK TOTAL	36,050.21				
41954	4/13/2017	19.75	GRAPHIC COMPOSITION INC	10-3501-731-0202	ENVELOPES	Public Works Ad/Engi
	4/13/2017	19.75	GRAPHIC COMPOSITION INC	10-0000-131-0600	ENVELOPES	General Fund
	4/13/2017	95.00	GRAPHIC COMPOSITION INC	10-3501-731-0202	IMPRINT ENVELOPES	Public Works Ad/Engi
	4/13/2017	168.00	GRAPHIC COMPOSITION INC	10-3501-731-0202	EXCAVATION PERMITS	Public Works Ad/Engi
	4/13/2017	3,754.00	GRAPHIC COMPOSITION INC	10-0202-701-0202	SUMMER CITY NEWSLETT	Mayors/City Publicat
	4/13/2017	1,297.00	GRAPHIC COMPOSITION INC	10-8904-788-0206	SUMMER CITY NEWSLETT	City Wide Pores/Gyps
	4/13/2017	155.00	GRAPHIC COMPOSITION INC	10-8901-788-0202	TIME CARDS - PARK AN	Parks/Parks Operatio
	CHECK TOTAL	5,469.00				
41955	4/13/2017	3,101.31	GRAYMONT CAPITAL INC	400-0401-770-6410	HYDRATED LIME	Water
	CHECK TOTAL	3,101.31				
41958	4/13/2017	2,100.00	INFOVISION SOFTWARE INC	11-9332-742-8114	ESIGNATURE PADS	Capital Equipment Fu
	CHECK TOTAL	2,100.00				
41960	4/13/2017	1,631.70	LEVENHAGEN OIL CORPORATION	39-3703-732-0360	MOTOR OIL	Fleet Management
	4/13/2017	2,634.84	LEVENHAGEN OIL CORPORATION	39-3703-732-0360	HYDRAULIC OIL	Fleet Management
	CHECK TOTAL	4,266.54				
41961	4/13/2017	36,507.67	MENASHA, CITY OF	41-6302-952-0450	MAR RETIREMENT/FIRE	Benefit Accrual Fund
	4/13/2017	196.64	MENASHA, CITY OF	41-6302-952-0450	MAR RETIREMENT/FIRE	Benefit Accrual Fund
	CHECK TOTAL	36,704.31				
41964	4/13/2017	9,327.74	NORDON INC	10-9598-821-8133	GLASSBOARDS	Public Library/Funds
	CHECK TOTAL	9,327.74				
41970	4/13/2017	1,030.00	RAY'S TIRE	81-6901-935-0339	TIRES	Recycling Fund

GMB002
 QPADEV003
 QCALABRES

CITY OF NEENAH
 Check Register For Checks over \$2,000.00

PAGE: 5
 RUN DATE: 05/01/2017
 RUN TIME: 08:36:28

CHECK #	CHECK DATE	TRANSACTION AMOUNT	VENDOR NAME	ACCOUNT NUMBER	DESCRIPTION	DEPT. NAME
	4/13/2017	515.00	RAY'S TIRE	10-6102-735-0339	TIRES	St. Cleaning/Lan/Snow
	4/13/2017	651.85	RAY'S TIRE	10-4101-733-0339	TIRE	Sanitation/Refuse Ga
	4/13/2017	651.85	RAY'S TIRE	81-6901-935-0339	TIRE	Recycling Fund
	4/13/2017	48.00	RAY'S TIRE	81-6901-935-0339	TIRE REPAIR	Recycling Fund
	4/13/2017	1,062.00	RAY'S TIRE	81-6901-935-0339	TIRES	Recycling Fund
	4/13/2017	651.85	RAY'S TIRE	10-4101-733-0339	TIRE	Sanitation/Refuse Ga
	4/13/2017	38.47	RAY'S TIRE	39-3703-732-0360	TIRE	Fleet Management
	4/13/2017	2,713.74	RAY'S TIRE	10-6102-735-0339	TIRES	St. Cleaning/Lan/Snow

	CHECK TOTAL	7,362.76				
41972	4/13/2017	7,016.68	TAPCO	216-9857-981-0236	PEDESTRIAN BEACON	2016 CDBG
	4/13/2017	10,082.28	TAPCO	12-4758-742-0236	PEDESTRIAN BEACON	Streets,Utility,Side

	CHECK TOTAL	17,098.96				
41975	4/13/2017	2,000.00	VAN ROSSUM MASONRY INC	13-8830-742-0236	WHN COLUMN REPAIR	Facility Improvement
	4/13/2017	655.00	VAN ROSSUM MASONRY INC	10-8801-788-0214	LIGHTHOUSE BRICK REP	Parks/Parks Operatio

	CHECK TOTAL	2,665.00				
41980	4/13/2017	65.87	WE ENERGIES	10-9321-801-0222	235 W WISCONSIN AVE	Community Devel/Hous
	4/13/2017	283.62	WE ENERGIES	180-2301-712-0223	1911 MANITOWOC RD	Neenah Menasha Fire
	4/13/2017	3,817.45	WE ENERGIES	44-7705-738-0227	135 CHURCH ST	Parking Utility Fund
	4/13/2017	3,942.60	WE ENERGIES	10-1801-709-0222	211 WALNUT ST	Municipal Build/Muni
	4/13/2017	3,247.59	WE ENERGIES	10-4103-733-0222	MAR LIPT STATIONS	Sanitation/Sanit Sew
	4/13/2017	44,738.35	WE ENERGIES	10-7104-736-0222	MAR STREET LIGHTING	Street Signal &/Stre
	4/13/2017	25.26	WE ENERGIES	10-8801-788-0222	735 KENSINGTON RD	Parks/Parks Operatio
	4/13/2017	61.03	WE ENERGIES	10-7101-736-0222	COMMERCIAL & CECIL	Street Signal &/Traf
	4/13/2017	54.58	WE ENERGIES	10-7101-736-0222	S COMMERCIAL & ALCOT	Street Signal &/Traf
	4/13/2017	36.41	WE ENERGIES	10-7101-736-0222	BELL ST & MARATHON A	Street Signal &/Traf
	4/13/2017	60.63	WE ENERGIES	10-7101-736-0222	BELL ST & COMMERCIAL	Street Signal &/Traf
	4/13/2017	62.55	WE ENERGIES	10-7104-736-0222	WALNUT ST/DOTY/COLUM	Street Signal &/Stre
	4/13/2017	107.15	WE ENERGIES	10-7104-736-0222	FIRST ST & E NORTHWA	Street Signal &/Stre
	4/13/2017	15.71	WE ENERGIES	49-3908-733-0222	1460 PLAINS AVE	Storm Water Manageme
	4/13/2017	15.71	WE ENERGIES	49-3908-733-0222	1838 HEDGEVIEW DR	Storm Water Manageme
	4/13/2017	15.71	WE ENERGIES	49-3908-733-0222	1418 PLAINS AVE	Storm Water Manageme
	4/13/2017	15.71	WE ENERGIES	49-3908-733-0222	GRASSY LANE	Storm Water Manageme
	4/13/2017	15.71	WE ENERGIES	49-3908-733-0222	REMINGTON RD	Storm Water Manageme
	4/13/2017	15.71	WE ENERGIES	49-3908-733-0222	REDWING DR	Storm Water Manageme
	4/13/2017	15.71	WE ENERGIES	49-3908-733-0222	POND VIEW LN	Storm Water Manageme
	4/13/2017	15.71	WE ENERGIES	49-3908-733-0222	NATURE TRAIL DR	Storm Water Manageme
	4/13/2017	15.71	WE ENERGIES	49-3908-733-0222	NATURE TRAIL DR	Storm Water Manageme
	4/13/2017	1,109.27	WE ENERGIES	10-1801-709-0223	211 WALNUT ST	Municipal Build/Muni
	4/13/2017	1,294.81	WE ENERGIES	180-2301-712-0222	125 E COLUMBIAN AVE	Neenah Menasha Fire
	4/13/2017	907.57	WE ENERGIES	180-2301-712-0223	125 E COLUMBIAN AVE	Neenah Menasha Fire
	4/13/2017	1,235.46	WE ENERGIES	180-2301-712-0222	1080 BREEZEWOOD LN	Neenah Menasha Fire
	4/13/2017	264.74	WE ENERGIES	10-1802-709-0222	1080 BREEZEWOOD LN	
	4/13/2017	264.74	WE ENERGIES	43-1716-708-0222	1080 BREEZEWOOD LN	Information Systems
	4/13/2017	467.83	WE ENERGIES	180-2301-712-0223	1080 BREEZEWOOD LN	Neenah Menasha Fire

DMB002
QPADEV000J
DCALABRESE

CITY OF NEENAH
Check Register for Checks over \$2,000.00

PAGE: 6
RUN DATE: 05/03/2017
RUN TIME: 08:35:28

CHECK #	CHECK DATE	TRANSACTION AMOUNT	VENDOR NAME	ACCOUNT NUMBER	DESCRIPTION	DEPT. NAME
	4/13/2017	100.25	WE ENERGIES	10-1802-709-0223	1080 BREEZEWOOD LN	
	4/13/2017	100.25	WE ENERGIES	43-1710-708-0223	1080 BREEZEWOOD LN	Information Systems
	CHECK TOTAL	62,388.40				
41981	4/13/2017	12,387.38	WE ENERGIES	30-3412-743-0236	LIGHTING FOR GATEWAY TIF#10-Near Downtown	
	CHECK TOTAL	12,387.38				
41989	4/20/2017	24,506.50	AYRES ASSOCIATES INC	13-8820-743-0235	WASHINGTON PARK PHAS	Facility Improvement
	CHECK TOTAL	24,506.50				
41997	4/20/2017	25,739.50	EWALD'S AUTOMOTIVE GROUP	11-7557-743-6105	2017 DODGE RAM	Capital Equipment Fu
	CHECK TOTAL	25,739.50				
42002	4/20/2017	3,009.51	GRAYMONT CAPITAL INC	400-0401-770-6410	HYDRATED LIME	Water
	CHECK TOTAL	3,009.51				
42006	4/20/2017	2,010.00	KIMBERLY CLARK CORPORATION	44-7702-734-0251	1ST QTR PARKING FEES	Parking Utility Fund
	CHECK TOTAL	2,010.00				
42013	4/20/2017	7,327.43	MENASHA, CITY OF	88-7051-938-0575	MAR MUNICIPAL COURT	Joint Municipal Cour
	CHECK TOTAL	7,327.43				
42028	4/20/2017	594.40	RAY'S TIRE	39-3703-732-0360	TIRES	Fleet Management
	4/20/2017	1,053.00	RAY'S TIRE	81-6901-935-0339	TIRES	Recycling Fund
	4/20/2017	64.00	RAY'S TIRE	10-6102-735-0339	TIRES	St Cleaning/Lan/Snow
	4/20/2017	1,249.00	RAY'S TIRE	48-3909-733-0339	TIRE WORK	Storm Water Managame
	4/20/2017	661.35	RAY'S TIRE	10-6102-735-0339	TIRES	St Cleaning/Lan/Snow
	4/20/2017	505.99	RAY'S TIRE	10-6102-735-0339	TIRES	St Cleaning/Lan/Snow
	4/20/2017	511.00	RAY'S TIRE	400-0401-770-9280	TIRE WORK	Water
	4/20/2017	32.00	RAY'S TIRE	10-4101-733-0339	TIRE WORK	Sanitation/Refuse Ga
	4/20/2017	983.00	RAY'S TIRE	10-6102-735-0339	TIRES	St Cleaning/Lan/Snow
	4/20/2017	303.28	RAY'S TIRE	39-3703-732-0360	TIRES	Fleet Management
	4/26/2017	452.50	RAY'S TIRE	81-6901-935-0339	TIRES	Recycling Fund
	4/20/2017	452.50	RAY'S TIRE	10-4101-733-0339	TIRES	Sanitation/Refuse Ga
	CHECK TOTAL	6,861.02				
42030	4/20/2017	2,126.54	SECURIAN FINANCIAL GROUP INC	41-6204-951-0431	MAY INSURANCE	Benefit Accrual Fund

GMB002
QPADEV000J
DCALABRESE

CITY OF NEENAH
Check Register for Checks over \$2,000.00

PAGE: 7
RUN DATE: 05/01/2017
RUN TIME: 08:35:28

CHECK #	CHECK DATE	TRANSACTION AMOUNT	VENDOR NAME	ACCOUNT NUMBER	DESCRIPTION	DEPT. NAME
	4/20/2017	3,161.79	SECURIAN FINANCIAL GROUP INC	41-6204-951-0432	MAY INSURANCE	Benefit Accrual Fund
	4/20/2017	416.41	SECURIAN FINANCIAL GROUP INC	41-6204-951-0431	MAY FD NEENAH INS	Benefit Accrual Fund
	4/20/2017	897.24	SECURIAN FINANCIAL GROUP INC	41-6204-951-0432	MAY FD NEENAH INS	Benefit Accrual Fund
	4/20/2017	275.16	SECURIAN FINANCIAL GROUP INC	41-6204-951-0431	MAY FD MENASHA INS	Benefit Accrual Fund
	4/20/2017	493.72	SECURIAN FINANCIAL GROUP INC	41-6204-951-0432	MAY FD MENASHA INS	Benefit Accrual Fund

	CHECK TOTAL	7,370.85				
42039	4/20/2017	28.03	WE ENERGIES	10-2101-711-0222	1470 TULLAR RD	Police Departme/Pol
	4/20/2017	40.39	WE ENERGIES	10-2101-711-0223	1480 TULLAR RD	Police Departme/Pol
	4/30/2017	1,406.86	WE ENERGIES	10-3701-732-0223	1495 TULLAR RD	Municipal Facil/Muni
	4/20/2017	468.95	WE ENERGIES	39-3703-732-0223	1495 TULLAR RD	Fleet Management
	4/20/2017	12.29	WE ENERGIES	10-3701-732-0222	1495 TULLAR RD	Municipal Facil/Muni
	4/20/2017	4.10	WE ENERGIES	39-3703-732-0222	1495 TULLAR RD	Fleet Management
	4/20/2017	59.11	WE ENERGIES	10-4103-733-0223	1200 LYNROSE LN	Sanitation/Sanit Sew
	4/20/2017	15.71	WE ENERGIES	49-3508-733-0222	BRUCE ST	Storm Water Manageme
	4/20/2017	97.60	WE ENERGIES	10-7104-736-0222	BREEZEWOOD & GILLING	Street Signal &/Stre
	4/20/2017	2,340.54	WE ENERGIES	10-2101-711-0222	2111 MARATHON AVE	Police Departme/Pol
	4/20/2017	2,559.56	WE ENERGIES	10-2101-711-0223	2111 MARATHON AVE	Police Departme/Pol
	4/20/2017	34.53	WE ENERGIES	180-2301-712-0222	1430 TULLAR RD	Neenah Menasha Fire
	4/20/2017	94.80	WE ENERGIES	10-7101-736-0222	WINNECONNE & CTY RD	Street Signal &/Traf
	4/20/2017	52.57	WE ENERGIES	15-7101-736-0222	WINNECONNE & TULLAR	Street Signal &/Traf
	4/20/2017	1,381.28	WE ENERGIES	10-3701-732-0222	1495 TULLAR RD	Municipal Facil/Muni
	4/20/2017	460.43	WE ENERGIES	39-3703-732-0222	1495 TULLAR RD	Fleet Management
	4/20/2017	163.63	WE ENERGIES	10-3702-732-0222	W CECIL ST GARAGE	Municipal Facil/Ceci
	4/20/2017	39.64	WE ENERGIES	10-7101-736-0222	BELL & INDUSTRIAL DR	Street Signal &/Traf
	4/20/2017	31.71	WE ENERGIES	10-7101-736-0222	MAIN ST & LAKE ST	Street Signal &/Traf
	4/20/2017	39.14	WE ENERGIES	10-7104-736-0222	CECIL ST - PLOT 2	Street Signal &/Stre
	4/20/2017	87.52	WE ENERGIES	10-7104-736-0222	HARRISON ST/W BELL S	Street Signal &/Stre
	4/20/2017	497.16	WE ENERGIES	10-4103-733-0222	MAR LIFT STATIONS	Sanitation/Sanit Sew
	4/20/2017	138.62	WE ENERGIES	49-3901-733-0222	MAR SKYVIEW LIFT STA	Storm Water Manageme
	4/20/2017	193.35	WE ENERGIES	10-8801-788-0222	MEML APPLEBLOSSOM SH	Parks/Parks Operatio
	4/20/2017	113.61	WE ENERGIES	10-8801-788-0223	MEML APPLEBLOSSOM SH	Parks/Parks Operatio
	4/20/2017	15.71	WE ENERGIES	10-8801-788-0223	MEMORIAL OPEN SHELTE	Parks/Parks Operatio
	4/20/2017	334.17	WE ENERGIES	10-9703-841-0222	OAK HILL CEMETERY	Oak Hill Cemete/Ceme
	4/20/2017	74.82	WE ENERGIES	10-9703-841-0223	OAK HILL CEMETERY	Oak Hill Cemete/Ceme
	4/20/2017	17.59	WE ENERGIES	10-8504-788-0222	PLAYING IN THE RAIN	Parks/City Sculpture
	4/30/2017	15.71	WE ENERGIES	10-8801-788-0222	SOUTHVIEW PARK BALL	Parks/Parks Operatio
	4/20/2017	745.36	WE ENERGIES	10-8805-788-0222	SHATTUCK PARK SHELTE	Parks/Riverwalk/Park
	4/20/2017	143.30	WE ENERGIES	10-8805-788-0223	SHATTUCK PARK SHELTE	Parks/Riverwalk/Park
	4/20/2017	232.96	WE ENERGIES	10-8801-788-0222	MEMORIAL PARK AREA L	Parks/Parks Operatio
	4/20/2017	14.91	WE ENERGIES	10-8801-788-0222	DOTY CABIN	Parks/Parks Operatio

	CHECK TOTAL	10,955.66				
42044	4/20/2017	2,293.40	WINNEBAGO COUNTY TREASURER	88-7051-938-0577	MAR MUNICIPAL COURT	Joint Municipal Cour
	4/20/2017	2,367.43	WINNEBAGO COUNTY TREASURER	88-7051-938-0577	MAR MUNICIPAL COURT	Joint Municipal Cour
	4/20/2017	300.00	WINNEBAGO COUNTY TREASURER	88-0000-561-1000	MAR IGNITION INTERLO	Joint Municipal Cour

	CHECK TOTAL	4,960.83				

GMB002
QPADEV000J
DCALABRESE

CITY OF NEENAH
Check Register for Checks over \$2,000.00

PAGE: 8
RUN DATE: 05/01/2017
RUN TIME: 08:36:28

CHECK #	CHECK DATE	TRANSACTION AMOUNT	VENDOR NAME	ACCOUNT NUMBER	DESCRIPTION	DEPT. NAME
42047	4/20/2017	5,713.30	WISCONSIN DEPT OF ADMINISTRATI	88-7051-938-0576	MAR MUNICIPAL COURT	Joint Municipal Cour
	4/20/2017	5,503.80	WISCONSIN DEPT OF ADMINISTRATI	88-7051-938-0576	MAR MUNICIPAL COURT	Joint Municipal Cour

	CHECK TOTAL	11,217.10				
42051	4/27/2017	31,642.00	APPLETON, CITY OF	10-9323-801-0236	MAR TRANSIT SERVICES	Community Devel/Mass

	CHECK TOTAL	31,642.00				
42054	4/27/2017	15,348.00	BERGSTROM AUTOMOTIVE	11-9333-743-8105	NEW CAR PURCHASE	Capital Equipment Fu
	4/27/2017	70.50	BERGSTROM AUTOMOTIVE	11-9333-743-8105	PLATES & TITLE/NEW C	Capital Equipment Fu

	CHECK TOTAL	15,418.50				
42056	4/27/2017	4,955.00	BUTCH'S CURB & LANDSCAPING LLC	49-3901-733-0335	RISEB RINGS,CATCH BA	Storm Water Manageme

	CHECK TOTAL	4,955.00				
42058	4/27/2017	10,736.00	CARRICO AQUATIC RESOURCES INC	10-8405-784-0236	2017 SUMMER WATER MG	Independent Pro/Muni
	4/27/2017	350.75	CARRICO AQUATIC RESOURCES INC	10-8405-784-0333	TEST KIT REAGENTS	Independent Pro/Muni

	CHECK TOTAL	11,086.75				
42059	4/27/2017	4,955.00	CONDUENT GOVERNMENT SYSTEMS LL	180-2301-712-0218	ANNUAL FIREHOUSE SOF	Neenah Menasha Fire

	CHECK TOTAL	4,955.00				
42061	4/27/2017	15,800.00	GO GREEN RECYCLING LLC	30-2416-742-0236	DEMO 225 SMITH & 212 TIF#10-Near Downtown	

	CHECK TOTAL	15,800.00				
42062	4/27/2017	6,460.78	GRAPHIC COMPOSITION INC	10-8101-781-0202	SUMMER GUIDE	Park & Rec Admi/Park

	CHECK TOTAL	6,460.78				
42063	4/27/2017	3,324.69	GRAYMONT CAPITAL INC	400-0401-770-6410	HYDRATED LIME	Water

	CHECK TOTAL	3,324.69				
42064	4/27/2017	5,000.00	GREATER FOX CITIES AREA	10-0201-761-0531	ROCK THE BLOCK SPNSR	Mayors/Mayors Office

	CHECK TOTAL	5,000.00				

GMB002
QPADEV000J
DCALABRESE

CITY OF NESNAH
Check Register for Checks over \$2,000.00

PAGE: 9
RUN DATE: 05/01/2017
RUN TIME: 08:36:28

CHECK #	CHECK DATE	TRANSACTION AMOUNT	VENDOR NAME	ACCOUNT NUMBER	DESCRIPTION	DEPT. NAME
42069	4/27/2017	1,200.00	LEAVES INSPIRED TREE NURSERY	10-8903-788-0241	BARE ROOT TREES	City Wide Fores/Park
	4/27/2017	1,065.30	LEAVES INSPIRED TREE NURSERY	66-6642-968-0241	BARE ROOT TREES	Sundry Civic Trusts
	4/27/2017	6,437.50	LEAVES INSPIRED TREE NURSERY	10-8902-735-0241	BARE ROOT TREES	City Wide Fores/Publ

	CHECK TOTAL	8,702.80				
42074	4/27/2017	18,220.00	MILLER & ASSOCIATES-SAUK PRAIR	11-8896-742-8133	BLEACHERS	Capital Equipment Fu

	CHECK TOTAL	18,220.00				
42083	4/27/2017	640.00	SPARKLE AND SHINE CLEANING	44-7705-738-0236	APR CLEANING RAMP	Parking Utility Fund
	4/27/2017	3,000.00	SPARKLE AND SHINE CLEANING	10-1801-709-0236	APR CLEANING CITY HA	Municipal Build/Muni

	CHECK TOTAL	3,640.00				
42085	4/27/2017	2,200.00	TRAFFIC CONTROL CORPORATION	10-7101-736-0317	TRAFFIC PUSHBUTTONS	Street Signal &/Traf

	CHECK TOTAL	2,200.00				
42086	4/27/2017	5,250.00	TRANSCENDENT LLC	11-1759-742-8115	50% IMPLEMENTATION &	Capital Equipment Pu
	4/27/2017	24,064.13	TRANSCENDENT LLC	11-1759-742-8115	50% EQUIPMENT & SUPP	Capital Equipment Fu

	CHECK TOTAL	29,314.13				
42092	4/27/2017	3.50	WINNEBAGO COUNTY TREASURER	10-9314-801-0202	FEB LAREDO PRINTS	Community Devel/Asse
	4/27/2017	22,558.77	WINNEBAGO COUNTY TREASURER	10-4101-733-0243	MAR YARD WASTE	Sanitation/Refuse Ga
	4/27/2017	949.95	WINNEBAGO COUNTY TREASURER	81-6901-935-0243	MAR YARD WASTE	Recycling Fund
	4/27/2017	806.52	WINNEBAGO COUNTY TREASURER	81-6907-935-0243	MAR YARD WASTE	Recycling Fund

	CHECK TOTAL	24,318.74				

*** END OF REPORT ***




MEMORANDUM

To: Members of the Finance and Personnel Committee
From: Chairman Pollnow
Date: June 7, 2017
Re: May Voucher Review

On behalf of the Committee and Common Council, I have reviewed the attached schedules of May Automated Fund Transfers and Non-Payroll Expenditure Vouchers over \$2,000.

In addition to these items, the Detail Check Register for the general account and the Generic Check Register for the payroll account are in specifically marked white binders located at City Hall – 211 Walnut Street, Neenah, WI 54956, which are available for review at any time.

 6-7-17
William Pollnow Jr. Chairman

**EXPENDITURE ABSTRACT FOR PERIOD MAY 1 THROUGH MAY 31, 2017
EXPLANATION OF AUTOMATED TRANSFERS**

<u>Transfer No.</u>	<u>Transfer Date</u>	<u>Amount</u>	<u>Purpose</u>	<u>Budget/Cost Center</u>
1	5/1/17	\$798.03	DIVERSIFIED BENEFIT SERVICES 2017 Employee FSA Plan	N/A
2	5/1/17	\$1,227.24	DIVERSIFIED BENEFIT SERVICES 2017 Employee HRA Plan	N/A
3	5/2/17	\$8,146.11	BANCORP FSA/HRA Debit Card Prefund	N/A
4	5/2/17	\$6,000.00	PRIMADATA Water Utility Postage	N/A
5	5/3/17	\$3,245.60	DELTA DENTAL Dental Claims	FRINGE BENEFIT DIST.
6	5/4/17	\$1,651.22	DIVERSIFIED BENEFIT SERVICES 2017 Employee HRA Plan	N/A
7	5/4/17	\$787.34	DIVERSIFIED BENEFIT SERVICES 2017 Employee FSA Plan	N/A
8	5/4/17	\$10,123.90	ICMA 457 Deferred Comp. Contributions	N/A
9	5/4/17	\$2,196.53	ICMA Employee IRA Contributions	N/A
10	5/4/17	\$1,313.87	MIDAMERICA FICA Alternative Plan #3121	N/A
11	5/4/17	\$50.00	NORTHSHORE BANK 457 Deferred Comp. Contributions	N/A
12	5/4/17	\$2,616.92	NATIONWIDE 457 Deferred Comp. Contributions	N/A
13	5/4/17	\$3,665.91	ASSOCIATED BANK Child Support	N/A
14	5/4/17	\$391,253.12	EMPLOYEE PAYROLL ACH Direct Deposit	N/A
15	5/4/17	\$367.97	ASSOCIATED BANK Deferred Comp. Contributions	N/A
16	5/4/17	\$500.00	ASSOCIATED TRUST Annual Fee-CDA Lease Revenue Bond	N/A
17	5/5/17	\$125,221.14	DEPARTMENT OF THE TREASURY Employer/Employee Social Security Federal Withholding	FRINGE BENEFITS DIST.
18	5/8/17	\$2,328.05	DIVERSIFIED BENEFIT SERVICES 2017 Employee FSA Plan	N/A

19	5/8/17	\$3,386.63	DIVERSIFIED BENEFIT SERVICES 2017 Employee HRA Plan	N/A
20	5/8/17	\$174,360.77	NETWORK HEALTH 5/1-5/31/17 Health Premiums	FRINGE BENEFIT DIST.
21	5/9/17	\$216,738.42	JP MORGAN CHASE April P-Card Statement	N/A
22	5/9/17	\$2,484.77	BANCORP FSA/HRA Debit Card Prefund	N/A
23	5/10/17	\$7,764.70	DELTA DENTAL Dental Claims	FRINGE BENEFIT DIST.
24	5/11/17	\$1,677.56	DIVERSIFIED BENEFIT SERVICES 2017 Employee FSA Plan	N/A
25	5/11/17	\$1,937.01	DIVERSIFIED BENEFIT SERVICES 2017 Employee HRA Plan	N/A
26	5/12/17	\$528.91	ASSOCIATED BANK April Bank Service Fee	N/A
27	5/15/17	\$900.00	WISCONSIN DEPT OF REVENUE TIF Administrative Fees	FRINGE BENEFITS DIST
28	5/15/17	\$28,450.10	WISCONSIN DEPT OF REVENUE State Withholding	FRINGE BENEFITS DIST
29	5/15/17	\$263,403.22	LGIP Debt Service Payment	N/A
30	5/15/17	\$1,982.16	DIVERSIFIED BENEFIT SERVICES 2017 Employee HRA Plan	N/A
31	5/15/17	\$849.62	DIVERSIFIED BENEFIT SERVICES 2017 Employee FSA Plan	N/A
32	5/15/17	\$8.00	DIVERSIFIED BENEFIT SERVICES Debit Card Fee	N/A
33	5/16/17	\$5,311.36	BANCORP FSA/HRA Debit Card Prefund	N/A
34	5/17/17	\$5,823.40	DELTA DENTAL Dental Claims	FRINGE BENEFITS DIST
35	5/18/17	\$1,119.15	DIVERSIFIED BENEFIT SERVICES 2017 Employee HRA Plan	N/A
36	5/18/17	\$960.24	DIVERSIFIED BENEFIT SERVICES 2017 Employee FSA Plan	N/A
37	5/18/17	\$2,196.53	ICMA Employee IRA Contributions	N/A

38	5/18/17	\$10,690.80	ICMA 457 Deferred Comp. Contributions	N/A
39	5/18/17	\$1,740.00	MIDAMERICA FICA Alternative Plan #3121	N/A
40	5/18/17	\$50.00	NORTHSHORE BANK 457 Deferred Comp. Contributions	N/A
41	5/18/17	\$368.03	ASSOCIATED BANK Deferred Comp Contributions	N/A
42	5/18/17	\$3,709.64	ASSOCIATED BANK Child Support	N/A
43	5/18/17	\$399,653.95	EMPLOYEE PAYROLL ACH Direct Deposit	N/A
44	5/18/17	\$2,616.92	NATIONWIDE 457 Deferred Comp. Contributions	N/A
45	5/18/17	\$7,841.07	PELION/PRECISION PRIME RHS Employee Benefit	N/A
46	5/18/17	\$17.75	MIDAMERICA FICA Alternative Plan-Additional Pymt	N/A
47	5/19/17	\$127,040.24	DEPARTMENT OF THE TREASURY Employer/Employee Social Security Federal Withholding	FRINGE BENEFITS DIST.
48	5/22/17	\$415.54	DIVERSIFIED BENEFIT SERVICES 2017 Employee FSA Plan	N/A
49	5/22/17	\$1,557.79	DIVERSIFIED BENEFIT SERVICES 2017 Employee HRA Plan	N/A
50	5/22/17	\$2,111.60	WISCONSIN DEPT OF REVENUE April Sales Tax	N/A
51	5/23/17	\$8,482.67	BANCORP FSA/HRA Debit Card Prefund	N/A
52	5/24/17	\$4,531.60	DELTA DENTAL Dental Claims	FRINGE BENEFIT DIST.
53	5/25/17	\$2,798.49	DIVERSIFIED BENEFIT SERVICES 2017 Employee HRA Plan	N/A
54	5/25/17	\$102.25	DIVERSIFIED BENEFIT SERVICES 2017 Employee FSA Plan	N/A
55	5/30/17	\$877.83	DIVERSIFIED BENEFIT SERVICES 2017 Employee FSA Plan	N/A
56	5/30/17	\$4,647.20	DIVERSIFIED BENEFIT SERVICES 2017 Employee HRA Plan	N/A

57	5/31/17	\$8,120.39	BANCORP FSA/HRA Debit Card Prefund	N/A
58	5/31/17	\$6,182.63	DELTA DENTAL Dental Claims	FRINGE BENEFIT DIST.
59	5/31/17	\$28,771.89	ASSOCIATED BANK Water Debt Service Pymt-Interest	N/A
60	5/31/17	\$331,958.76	ASSOCIATED BANK CDA Debt Service Pymt-Interest	N/A
61	5/31/17	\$170,734.74	WI EMPLOYEE TRUST FUNDS Retirement Contribution	FRINGE BENEFITS DIST
62	5/31/17	\$28,259.13	WISCONSIN DEPT OF REVENUE State Withholding	FRINGE BENEFITS DIST
	TOTAL	\$2,434,656.41		

GMB002
QPADEV0005
DCALABRESE

CITY OF NEENAH
Check Register for Checks over \$2,000.00

PAGE: 1
RUN DATE: 06/01/2017
RUN TIME: 13:13:21

CHECK #	CHECK DATE	TRANSACTION AMOUNT	VENDOR NAME	ACCOUNT NUMBER	DESCRIPTION	DEPT. NAME
105	5/10/2017	6,020.32	JPMORGAN CHASE BANK NA	43-1701-708-0210	CDW GOVT #HRJ9609	Information Systems
	5/10/2017	3,202.65	JPMORGAN CHASE BANK NA	39-3703-732-0360	KANN MANUFACTU00 OF	Fleet Management
	5/10/2017	2,073.13	JPMORGAN CHASE BANK NA	43-1701-708-0254	GORDON PLESCH COMPAN	Information Systems
	5/10/2017	12,316.00	JPMORGAN CHASE BANK NA	11-9592-743-8133	UNITED PAPER CORPORA	Capital Equipment Fu
	5/10/2017	3,181.76	JPMORGAN CHASE BANK NA	11-1752-742-8115	KONE ENC.	Capital Equipment Fu
	5/10/2017	9,020.48	JPMORGAN CHASE BANK NA	39-3703-712-0360	ROLAND MACHINERY CO.	Fleet Management
	5/10/2017	2,495.00	JPMORGAN CHASE BANK NA	10-2101-711-0215	INTUIT *IN *ALADTEC	Police Departme/Poli
		=====				
CHECK TOTAL		38,309.34				
106	5/10/2017	6,171.00	JPMORGAN CHASE BANK NA	180-2301-712-0238	AFFINITYHLTH EMPSOL	Neenah Menasha Fire
	5/10/2017	3,636.25	JPMORGAN CHASE BANK NA	180-2401-712-8133	W.S. DARLEY & CO.	Neenah Menasha Fire
		=====				
CHECK TOTAL		9,807.25				
107	5/10/2017	2,736.08	JPMORGAN CHASE BANK NA	400-0402-770-6520	SYNERGY SERVICE GROU	Water
	5/10/2017	3,044.00	JPMORGAN CHASE BANK NA	400-0000-207-0368	DALE L PRENTICE CO.	Water
		=====				
CHECK TOTAL		5,780.08				
109	5/10/2017	3,693.48	JPMORGAN CHASE BANK NA	10-0151-700-0206	GAN*WI NEWSPAPERS-CC	Council/Council Oper
	5/10/2017	5,760.37	JPMORGAN CHASE BANK NA	10-4101-731-0244	WASTE MGMT WM RZPAY	Sanitation/Refuse Ga
	5/10/2017	5,562.50	JPMORGAN CHASE BANK NA	10-8962-735-0241	TILLMANN WHOLESALR G	City Wide Fores/Publ
	5/10/2017	2,557.00	JPMORGAN CHASE BANK NA	10-8001-788-0321	DIAMOND VOGEL PAINT	Parks/Parks Operatio
	5/10/2017	4,800.60	JPMORGAN CHASE BANK NA	12-5301-743-0236	AST FOUNDATION SOLUT	Streets,Utility,Side
	5/10/2017	2,203.99	JPMORGAN CHASE BANK NA	10-0509-703-0721	BERGSTROM CHEVY BUIC	Finance/Property Dam
	5/10/2017	3,866.56	JPMORGAN CHASE BANK NA	400-0401-770-6410	KEMIRA WATER SOLUTIO	Water
	5/10/2017	4,079.84	JPMORGAN CHASE BANK NA	400-0401-770-6410	KEMIRA WATER SOLUTIO	Water
		=====				
CHECK TOTAL		31,524.34				
110	5/10/2017	2,700.00	JPMORGAN CHASE BANK NA	43-1701-708-0235	HEARTLAND BUSINESS S	Information Systems
	5/10/2017	2,859.45	JPMORGAN CHASE BANK NA	43-1701-708-0235	PAYPAL *SITEIMPROVE	Information Systems
	5/10/2017	6,585.60	JPMORGAN CHASE BANK NA	43-1701-708-0210	HEARTLAND BUSINESS S	Information Systems
	5/10/2017	3,301.92	JPMORGAN CHASE BANK NA	400-0401-770-6410	HAWKINS INC	Water
	5/10/2017	2,895.00	JPMORGAN CHASE BANK NA	400-0401-770-6420	HANNA INSTRUMENTS	Water
		=====				
CHECK TOTAL		15,341.97				
42095	5/04/2017	40,357.00	BERGSTROM AUTOMOTIVE	11-9753-742-8105	NEW CEMETERY TRUCK #	Capital Equipment Fu
	5/04/2017	70.50	BERGSTROM AUTOMOTIVE	10-9703-841-0313	LICENSE/REGISTRATION	Oak Hill Cemete/Ceme
	5/04/2017	29,818.50	BERGSTROM AUTOMOTIVE	11-2375-743-8105	ST #32 2017 FORD EXP	Capital Equipment Fu
		=====				
CHECK TOTAL		70,246.00				
42106	5/04/2017	25,739.50	EWALD'S AUTOMOTIVE GROUP	11-7558-743-8105	TRUCK #11	Capital Equipment Fu
	5/04/2017	20,881.50	EWALD'S AUTOMOTIVE GROUP	11-8879-743-8105	NEW PARK WORK TRUCK	Capital Equipment Fu

GMB902
QPADEV000B
DCALABRESE

CITY OF NEENAH
Check Register for Checks over \$2,000.00

PAGE: 2
RUN DATE: 06/01/2017
RUN TIME: 13:13:21

CHECK #	CHECK DATE	TRANSACTION AMOUNT	VENDOR NAME	ACCOUNT NUMBER	DESCRIPTION	DEPT. NAME
CHECK TOTAL		46,631.00				
42108	5/04/2017	7,300.00	FUTURE NEENAH INC	10-9403-802-0236	2017 CONCERT SERIES	Celebration/Com/Othe
CHECK TOTAL		7,300.00				
42109	5/04/2017	3,009.51	GRAYMONT CAPITAL INC	400-0401-770-6410	HYDRATED LIME	Water
CHECK TOTAL		3,009.51				
42112	5/04/2017	4,881.78	IAFF LOCAL 275	10-0000-312-1400	E/R DIST 05-04	General Fund
CHECK TOTAL		4,881.78				
42116	5/04/2017	8,060.00	LEVENHAGEN OIL CORPORATION	39-0000-131-0400	LEAD FREE/4000 GALS	Fleet Management
	5/04/2017	8,154.08	LEVENHAGEN OIL CORPORATION	39-0000-131-0400	DIESEL/4002 GALS	Fleet Management
CHECK TOTAL		16,214.08				
42121	5/04/2017	772.04	MENASHA, CITY OF	180-2301-712-0222	ST #35 MENASHA UTILI	Neenah Menasha Fire
	5/04/2017	258.97	MENASHA, CITY OF	180-2301-712-0224	ST #35 MENASHA UTILI	Neenah Menasha Fire
	5/04/2017	59.95	MENASHA, CITY OF	180-2301-712-0236	ST #35 MENASHA UTILI	Neenah Menasha Fire
	5/04/2017	506.14	MENASHA, CITY OF	180-2301-712-0310	JAN FUEL USAGE	Neenah Menasha Fire
	5/04/2017	569.17	MENASHA, CITY OF	180-2301-712-0310	FEB FUEL USAGE	Neenah Menasha Fire
	5/04/2017	6,836.95	MENASHA, CITY OF	88-7051-938-0575	APR MUNICIPAL COURT	Joint Municipal Cour
CHECK TOTAL		9,005.22				
42122	5/04/2017	304.00	MIDWEST CONTRACT OPERATIONS IN	45-3101-921-0281	APR SVCS - MENASHA C	Sewer Operating Util
	5/04/2017	416.00	MIDWEST CONTRACT OPERATIONS IN	45-3101-921-0281	MAR SVCS - GALLOWAY	Sewer Operating Util
	5/04/2017	518.00	MIDWEST CONTRACT OPERATIONS IN	45-3101-921-0281	MAR SVCS-GEORGIA PAC	Sewer Operating Util
	5/04/2017	519.00	MIDWEST CONTRACT OPERATIONS IN	45-3101-921-0281	MAR SVCS - ITU	Sewer Operating Util
	5/04/2017	32.00	MIDWEST CONTRACT OPERATIONS IN	45-3101-921-0281	MAR SVCS-NEENAH FOUN	Sewer Operating Util
	5/04/2017	423.00	MIDWEST CONTRACT OPERATIONS IN	45-3101-921-0281	MAR SVCS-NEENAH FOUN	Sewer Operating Util
	5/04/2017	518.00	MIDWEST CONTRACT OPERATIONS IN	45-3101-921-0281	MAR SVCS - FLEXUS	Sewer Operating Util
	5/04/2017	274.00	MIDWEST CONTRACT OPERATIONS IN	45-3101-921-0281	MAR SVCS-TOWN OF NEE	Sewer Operating Util
CHECK TOTAL		3,003.00				
42130	5/04/2017	8,000.00	OSHKOSH, CITY OF	10-9305-801-0236	WEIGHTS & MEASURES	Comm Devel / Sealer
CHECK TOTAL		8,000.00				
42131	5/04/2017	2,578.00	RIVER VALLEY TESTING CORP	15-2403-743-0236	MAR PROFESSIONAL SER	Loop-The-Lake

GMBG02
 QPADEV0005
 DCALABRESE

CITY OF NEENAH
 Check Register for Checks over \$2,000.00

PAGE: 3
 RUN DATE: 06/01/2017
 RUN TIME: 13:13:21

CHECK #	CHECK DATE	TRANSACTION AMOUNT	VENDOR NAME	ACCOUNT NUMBER	DESCRIPTION	DEPT. NAME
CHECK TOTAL		2,678.00				
42133	5/04/2017	3,456.75	STANTEC CONSULTING SERVICES IN	27-3411-743-0236	GLATFELTER PAPER MIL TIF #7 - Westside Bu	
CHECK TOTAL		3,456.75				
42136	5/04/2017	50.81	WE ENERGIES	10-9703-841-0222	NPRD CEMETERY CROSS	Oak Hill Cemete/Ceme
	5/04/2017	127.85	WE ENERGIES	10-8801-788-0222	DOTY PARK	Parks/Parks Operatio
	5/04/2017	16.25	WE ENERGIES	10-8801-788-0222	S25 CEDAR ST	Parks/Parks Operatio
	5/04/2017	49.58	WE ENERGIES	10-8801-788-0222	HERB & DOLLY SMITH P	Parks/Parks Operatio
	5/04/2017	45.29	WE ENERGIES	10-8801-788-0222	GREEN PARK - SHELTER	Parks/Parks Operatio
	5/04/2017	69.35	WE ENERGIES	10-8801-788-0223	GREEN PARK - SHELTER	Parks/Parks Operatio
	5/04/2017	225.49	WE ENERGIES	10-8801-788-0222	MEMORIAL PARK GARAGE	Parks/Parks Operatio
	5/04/2017	492.91	WE ENERGIES	10-8801-788-0222	NPRD ELECTRIC THRU 0	Parks/Parks Operatio
	5/04/2017	430.55	WE ENERGIES	10-8801-788-0223	NPRD GAS THRU 04/18	Parks/Parks Operatio
	5/04/2017	36.57	WE ENERGIES	10-7104-736-0222	WINNECONNE & GREEN B	Street Signal &/Stre
	5/04/2017	350.37	WE ENERGIES	10-3702-732-0223	331 W CECIL ST	Municipal Facil/Ceci
	5/04/2017	46.65	WE ENERGIES	10-7101-736-0222	NICOLST & COMMERCIAL	Street Signal &/Traf
	5/04/2017	61.84	WE ENERGIES	10-7101-736-0222	GREEN BAY RD & MAIN	Street Signal &/Traf
	5/04/2017	622.38	WE ENERGIES	10-8801-788-0222	NPRD ELECTRIC SVCS T	Parks/Parks Operatio
	5/04/2017	9.57	WE ENERGIES	10-8801-788-0223	NPRD GAS SVCS THRU 0	Parks/Parks Operatio
CHECK TOTAL		2,635.55				
42138	5/04/2017	566.06	WINNEBAGO COUNTY TREASURER	10-2101-711-0231	MAR PRISONER CARE	Police Departme/Poli
	5/04/2017	450.09	WINNEBAGO COUNTY TREASURER	10-7101-736-0227	SIGN POSTS	Street Signal &/Traf
	5/04/2017	116.28	WINNEBAGO COUNTY TREASURER	10-4103-733-0236	MAR FIBER LOCATES	Sanitation/Sanit Sew
	5/04/2017	116.28	WINNEBAGO COUNTY TREASURER	49-3901-733-0236	MAR FIBER LOCATES	Storm Water Manageme
	5/04/2017	1,685.81	WINNEBAGO COUNTY TREASURER	88-7051-938-0577	APR MUNICIPAL COURT	Joint Municipal Cour
	5/04/2017	1,925.10	WINNEBAGO COUNTY TREASURER	88-7051-938-0577	APR MUNICIPAL COURT	Joint Municipal Cour
	5/04/2017	50.00	WINNEBAGO COUNTY TREASURER	88-6600-561-1000	APR IGNITION INTERLO	Joint Municipal Cour
CHECK TOTAL		4,909.62				
42139	5/04/2017	4,262.29	WISCONSIN DEPT OF ADMINISTRATI	88-7051-938-0576	APR MUNICIPAL COURT	Joint Municipal Cour
	5/04/2017	4,311.73	WISCONSIN DEPT OF ADMINISTRATI	88-7051-938-0576	APR MUNICIPAL COURT	Joint Municipal Cour
CHECK TOTAL		8,574.02				
42143	5/11/2017	6,000.00	ACTUARIAL & HEALTH CARE SOLUTI	10-0505-703-0238	2016 OFEB REPORT	Finance/Annual Finan
CHECK TOTAL		6,000.00				
42146	5/11/2017	3,932.86	ASSOCIATED APPRAISAL CONSULTAN	10-9314-801-0236	MAY SERVICES	Community Devel/Asse
CHECK TOTAL		3,932.86				

GMB002
GRADEV00B
DCALABRES

CITY OF NEENAH
Check Register for Checks over \$2,000.00

PAGE: 4
RUN DATE: 06/01/2017
RUN TIME: 13:13:21

CHECK #	CHECK DATE	TRANSACTION AMOUNT	VENDOR NAME	ACCOUNT NUMBER	DESCRIPTION	DEPT. NAME
42151	5/11/2017	33,604.61	DE GROOT INC	46-5067-743-0236	CN1-17 SANITARY-CBCI	Sewer Capital Fund
	5/11/2017	77,010.02	DE GROOT INC	400-0000-207-0370	CN1-17 WATER MAIN-CE	Water
	5/11/2017	101,748.10	DE GROOT INC	49-5256-743-0236	CN1-17 STORM-CECIL	Storm Water Manageme
	5/11/2017	9,810.89	DE GROOT INC	12-4386-743-0236	CN1-17 STREET-CECIL	Streets,Utility,Side
	5/11/2017	719.63	DE GROOT INC	400-0000-207-0370	CN1-17 WATER MAIN-HI	Water
	5/11/2017	3,981.91	DE GROOT INC	12-4520-743-0236	CN1-17 STREET-HIGGIN	Streets,Utility,Side

CHECK TOTAL		226,875.16				
42153	5/11/2017	43,170.76	DON E PARKER EXCAVATING INC	46-5068-743-0236	CN2-17 SANITARY-CLEV	Sewer Capital Fund
	5/11/2017	6,511.25	DON E PARKER EXCAVATING INC	400-0000-207-0370	CN2-17 WTR MAIN-CLEV	Water
	5/11/2017	3,023.00	DON E PARKER EXCAVATING INC	49-5205-743-0236	CN2-17 STORM-MISC	Storm Water Manageme
	5/11/2017	3,446.50	DON E PARKER EXCAVATING INC	12-4587-743-0236	CN2-17 STREET-CLEVEL	Streets,Utility,Side
	5/11/2017	47,233.29	DON E PARKER EXCAVATING INC	46-5069-743-0236	CN2-17 SANITARY-EDWA	Sewer Capital Fund
	5/11/2017	46,858.99	DON E PARKER EXCAVATING INC	400-0000-207-0371	CN2-17 WATER MAIN-ED	Water
	5/11/2017	1,827.33	DON E PARKER EXCAVATING INC	49-5205-743-0236	CN2-17 STORM-MISC	Storm Water Manageme
	5/11/2017	3,287.48	DON E PARKER EXCAVATING INC	12-4517-743-0236	CN2-17 STREET-EDWARD	Streets,Utility,Side
	5/11/2017	342.48	DON E PARKER EXCAVATING INC	49-5205-743-0236	CN2-17 STORM-MISC	Storm Water Manageme
	5/11/2017	1,979.30	DON E PARKER EXCAVATING INC	12-4518-743-0236	CN2-17 STREET-HELEN	Streets,Utility,Side

CHECK TOTAL		157,682.30				
42154	5/11/2017	6,911.00	EAST CENTRAL WI REGIONAL PLANN	14-6150-743-0236	JAN-MAR COMPREHENSIV	Redevelopment Fund

CHECK TOTAL		6,911.00				
42158	5/11/2017	33,864.89	FOX CITIES CONVENTION AND	10-0000-323-2700	1ST QTR 2017 ROOM TA	General Fund
	5/11/2017	1,269.94	FOX CITIES CONVENTION AND	10-0000-503-0122	CITY OF NEENAH HOTEL	General Fund
	5/11/2017	8,466.22	FOX CITIES CONVENTION AND	10-0000-503-0101	CITY'S ROOM TAX DIRS	General Fund
	5/11/2017	25,398.67	FOX CITIES CONVENTION AND	10-0000-323-2700	EXHIBITION CENTER AL	General Fund
	5/11/2017	8,466.22	FOX CITIES CONVENTION AND	10-0000-323-2700	TOURISM FACILITY ALL	General Fund

CHECK TOTAL		57,993.62				
42164	5/11/2017	89,993.00	HORST DISTRIBUTING INC	11-8878-743-8133	NEW MOWER - LM2	Capital Equipment Fu

CHECK TOTAL		89,993.00				
42167	5/11/2017	2,725.00	JAK ENTERPRISES	180-2301-712-8108	ST 32 OFFICE DESK &	Neenah Menasha Fire

CHECK TOTAL		2,725.00				
42175	5/11/2017	33,785.00	NEENAH MENASHA SEWERAGE COMMIS	46-3201-922-0581	APR PRINCIPAL PAYMEN	Sewer Capital Fund
	5/11/2017	16,635.00	NEENAH MENASHA SEWERAGE COMMIS	46-3201-922-0582	APR INTEREST PAYMENT	Sewer Capital Fund
	5/11/2017	122,910.71	NEENAH MENASHA SEWERAGE COMMIS	45-3101-921-0560	APR PLANT EXPENSE	Sewer Operating Util

CHECK TOTAL		173,330.71				

GMB002
QPADEV00GB
DCALABRESB

CITY OF NEENAH
Check Register for Checks over \$2,000.00

PAGE: 5
RUN DATE: 05/01/2017
RUN TIME: 13:13:21

CHECK #	CHECK DATE	TRANSACTION AMOUNT	VENDOR NAME	ACCOUNT NUMBER	DESCRIPTION	DEPT. NAME
42176	5/11/2017	14,530.00	NEENAH MENASHA YMCA	10-9324-801-0236	2017 SENIOR FRIENDS	Community Devel/Y-Se
CHECK TOTAL		14,530.00				
42183	5/11/2017	1,890.48	RIVER VALLEY TESTING CORP	46-5067-743-0236	BACKFILL DENSITY TES	Sewer Capital Fund
	5/11/2017	1,890.48	RIVER VALLEY TESTING CORP	400-0000-207-0370	BACKFILL DENSITY TES	Water
CHECK TOTAL		3,780.96				
42184	5/11/2017	2,538.50	ROBERT E LEE & ASSOCIATES INC	400-0000-207-0373	APR SVCS-DESIGN CHEM	Water
CHECK TOTAL		2,538.50				
42186	5/11/2017	5,000.00	SEH	30-2476-743-0236	MAR SVCS-ARROWHEAD P	TIF#10-Near Downtown
CHECK TOTAL		5,000.00				
42188	5/11/2017	3,986.24	SHI INTERNATIONAL CORP	11-1764-743-8114	WINDOWS 2016 SERVER-	Capital Equipment Fu
CHECK TOTAL		3,986.24				
42189	5/11/2017	2,763.36	STANTEC CONSULTING SERVICES IN	30-2416-742-0236	APR SVCS-SITE 7 PHAS	TIF#10-Near Downtown
CHECK TOTAL		2,763.36				
42194	5/11/2017	43.28	WE ENERGIES	10-7101-736-0222	100 BLK W FOREST	Street Signal &/Traf
	5/11/2017	116.04	WE ENERGIES	10-7101-736-0222	W DOTY AVE	Street Signal &/Traf
	5/11/2017	110.93	WE ENERGIES	10-7101-736-0222	WINNECONNE & COMMERC	Street Signal &/Traf
	5/11/2017	155.28	WE ENERGIES	10-7104-736-0222	MAIN ST	Street Signal &/Stre
	5/11/2017	101.38	WE ENERGIES	10-7101-736-0222	COMMERCIAL & COLUMBI	Street Signal &/Traf
	5/11/2017	92.64	WE ENERGIES	44-7702-736-0222	355 MILLVIEW DR	Parking Utility Fund
	5/11/2017	43.29	WE ENERGIES	10-7101-736-0222	COMMERCIAL & ALCOTT	Street Signal &/Traf
	5/11/2017	50.95	WE SNERGIES	10-7101-736-0222	COMMERCIAL & CROIL	Street Signal &/Traf
	5/11/2017	134.03	WE ENERGIES	10-8405-734-0222	600 S PARK AVE	Independent Pro/Muni
	5/11/2017	45.07	WE ENERGIES	10-8405-734-0222	600 S PARK AVE	Independent Pro/Muni
	5/11/2017	26.62	WE ENERGIES	10-8801-758-0222	GREAT NORTHERN PARK	Parks/Parks Operatio
	5/11/2017	9,046.41	WE ENERGIES	400-0401-770-6230	FUMPING - ELECTRIC	Water
	5/11/2017	1,258.09	WE ENERGIES	400-0401-770-6260	FUMPING - HEAT	Water
	5/11/2017	3,316.74	WE ENERGIES	400-0401-770-6420	WATER TREATMENT - HE	Water
	5/11/2017	3,479.40	WE ENERGIES	400-0401-770-6430	WATER TREATMENT-ELEC	Water
	5/11/2017	828.43	WE ENERGIES	400-0401-770-6610	WATER TOWER - ELECTR	Water
	5/11/2017	223.36	WE ENERGIES	400-0401-770-6630	METER SERVICE-ELEC &	Water
	5/11/2017	2,010.28	WE ENERGIES	400-0401-770-6650	DISTRIBUTION-ELEC &	Water
	5/11/2017	102.46	WE ENERGIES	44-7702-738-0222	9999 MILLVIEW DR	Parking Utility Fund
	5/11/2017	160.96	WE ENERGIES	10-9323-801-0222	CHURCH ST & DOTY COR	Community Devel/Mans
CHECK TOTAL		21,345.64				

GMB002
CPADEV000E
DCALABRESE

CITY OF MENASHA
Check Register for Checks over \$2,000.00

PAGE: 6
RUN DATE: 06/01/2017
RUN TIME: 13:13:21

CHECK #	CHECK DATE	TRANSACTION AMOUNT	VENDOR NAME	ACCOUNT NUMBER	DESCRIPTION	DEPT. NAME
42199	5/18/2017	31,642.00	APPLETON, CITY OF	10-9323-801-0236	APR SERVICES	Community Devel/Mass
	5/18/2017	4,158.16	APPLETON, CITY OF	62-5701-936-0265	MAR DIAL-A-RIDE	Dial-A-Ride Transpor

	CHECK TOTAL	35,800.16				
42201	5/19/2017	26,459.00	BERGSTROM AUTOMOTIVE	11-2198-742-8105	2017 FORD EXPLORER	Capital Equipment Fu
	5/18/2017	164.00	BERGSTROM AUTOMOTIVE	10-2101-711-0213	TITLE & LICENSE PLAT	Police Departme/Poli

	CHECK TOTAL	26,623.00				
42205	5/19/2017	85,856.00	FIRST AMERICAN TITLE INSURANCE	36-2401-742-0644	PURCHASE 201 SMITH S	TIF#10-Near Downtown
	5/18/2017	669.50	FIRST AMERICAN TITLE INSURANCE	92-0000-311-3800	PURCHASE 201 SMITH S	Real Estate Tax Agen
	5/18/2017	669.50	FIRST AMERICAN TITLE INSURANCE	30-2401-742-0644	PURCHASE 201 SMITH S	TIF#10-Near Downtown

	CHECK TOTAL	85,856.00				
42210	5/18/2017	3,070.71	GRAYMONT CAPITAL INC	400-0401-770-6410	HYDRATED LIME	Water

	CHECK TOTAL	3,070.71				
42217	5/18/2017	40,014.01	MENASHA, CITY OF	41-6302-952-0450	APR RETIREMENT/FIRE	Benefit Accrual Fund

	CHECK TOTAL	40,014.01				
42232	5/18/2017	1,303.70	RAY'S TIRE	10-4101-733-0339	TIRES	Sanitation/Refuse Ga
	5/18/2017	3,090.00	RAY'S TIRE	81-6901-935-0339	TIRE WORK	Recycling Fund
	5/18/2017	86.50	RAY'S TIRE	81-6907-935-0339	TIRE WORK	Recycling Fund
	5/18/2017	226.92	RAY'S TIRE	39-3703-732-0360	TIRES	Fleet Management
	5/18/2017	942.60	RAY'S TIRE	10-6102-735-0339	TIRES	St Cleaning/Ian/Snow
	5/18/2017	471.40	RAY'S TIRE	10-4101-733-0339	TIRES	Sanitation/Refuse Ga

	CHECK TOTAL	6,123.12				
42234	5/18/2017	2,071.27	SECURIAN FINANCIAL GROUP INC	41-6204-951-0431	JUN INSURANCE	Benefit Accrual Fund
	5/18/2017	3,006.10	SECURIAN FINANCIAL GROUP INC	41-6204-951-0432	JUN INSURANCE	Benefit Accrual Fund
	5/18/2017	422.66	SECURIAN FINANCIAL GROUP INC	41-6204-951-0431	JUN FD NEEKAH INS	Benefit Accrual Fund
	5/18/2017	903.26	SECURIAN FINANCIAL GROUP INC	41-6204-951-0432	JUN FD NEEKAH INS	Benefit Accrual Fund
	5/18/2017	280.15	SECURIAN FINANCIAL GROUP INC	41-6204-951-0431	JUN FD MENASHA INS	Benefit Accrual Fund
	5/18/2017	504.24	SECURIAN FINANCIAL GROUP INC	41-6204-951-0432	JUN FD MENASHA INS	Benefit Accrual Fund

	CHECK TOTAL	7,187.68				
42240	5/18/2017	2,000.00	USPS-HASLER	10-0000-132-0500	REPLENISH POSTAGE MS	General Fund

	CHECK TOTAL	2,000.00				

GME002
 QPDEV000B
 DCALABRESSE

CITY OF NEENAH
 Check Register for Checks over \$2,000.00

PAGE: 7
 RUN DATE: 05/01/2017
 RUN TIME: 13:13:21

CHECK #	CHECK DATE	TRANSACTION AMOUNT	VENDOR NAME	ACCOUNT NUMBER	DESCRIPTION	DEPT. NAME
42243	5/18/2017	3,650.44	WE ENERGIES	10-9501-821-0223	240 E WISCONSIN AVE	Public Library/Libra
	5/18/2017	531.05	WE ENERGIES	10-9501-821-0223	240 E WISCONSIN AVE	Public Library/Libra
	5/18/2017	1,271.52	WE ENERGIES	10-3701-732-0222	1495 TULLAR RD	Municipal Facil/Muni
	5/18/2017	423.84	WE ENERGIES	39-3703-732-0222	1495 TULLAR RD	Fleet Management
	5/18/2017	3,391.97	WE ENERGIES	10-4103-733-0222	APR LIFT STATIONS	Sanitation/Sanit Sew
	5/18/2017	44,743.95	WE ENERGIES	10-7104-736-0222	APR STREET LIGHTING	Street Signal &/Stre
	5/18/2017	78.78	WE ENERGIES	10-7101-736-0222	WINNECONNE AVE & CO	Street Signal &/Traf
	5/18/2017	48.53	WE ENERGIES	10-7101-736-0222	WINNECONNE & TULLAR	Street Signal &/Traf
	5/18/2017	200.41	WE ENERGIES	180-2301-712-0223	1911 MANITOWOC RD	Neenah Menasha Fire
	5/18/2017	67.76	WE ENERGIES	49-3908-733-0222	NATURE TRAIL DR	Storm Water Manageme
	5/18/2017	71.13	WE ENERGIES	49-3908-733-0222	NATURE TRAIL DR	Storm Water Manageme
	5/18/2017	192.49	WE ENERGIES	49-3908-733-0222	POND VIEW LN	Storm Water Manageme
	5/18/2017	285.25	WE ENERGIES	49-3908-733-0222	REDWING DR	Storm Water Manageme
	5/18/2017	121.42	WE ENERGIES	49-3908-733-0222	HEMINGTON RD	Storm Water Manageme
	5/18/2017	17.47	WE ENERGIES	49-3908-733-0222	1418 PLAINS AVE	Storm Water Manageme
	5/18/2017	34.48	WE ENERGIES	49-3908-733-0222	1828 HEDGEVIEW DR	Storm Water Manageme
	5/18/2017	67.23	WE ENERGIES	49-3908-733-0222	1460 PLAINS AVE	Storm Water Manageme
	5/18/2017	62.55	WE ENERGIES	10-7104-736-0222	WALNUT ST	Street Signal &/Stre
	5/18/2017	111.87	WE ENERGIES	10-7104-736-0222	FIRST ST & E NORTH W	Street Signal &/Stre
	5/18/2017	578.21	WE ENERGIES	10-1801-709-0223	211 WALNUT ST	Municipal Build/Muni
	5/18/2017	3,536.12	WE ENERGIES	10-1801-709-0223	211 WALNUT ST	Municipal Build/Muni
	5/18/2017	2,441.70	WE ENERGIES	44-7705-738-0223	135 CHURCH ST	Parking Utility Fund
	5/18/2017	1,412.63	WE ENERGIES	180-2301-712-0222	125 E COLUMBIAN AVE	Neenah Menasha Fire
	5/18/2017	677.73	WE ENERGIES	180-2301-712-0223	125 E COLUMBIAN AVE	Neenah Menasha Fire
	5/18/2017	48.67	WE ENERGIES	10-9321-801-0222	235 W WISCONSIN AVE	Community Devel/Hous
	5/18/2017	718.41	WE ENERGIES	10-3701-732-0223	1495 TULLAR RD	Municipal Facil/Muni
	5/18/2017	232.47	WE ENERGIES	39-3703-732-0223	1495 TULLAR RD	Fleet Management
	5/18/2017	15.81	WE ENERGIES	10-3701-732-0222	1495 TULLAR RD	Municipal Facil/Muni
	5/18/2017	4.60	WE ENERGIES	39-3703-732-0222	1495 TULLAR RD	Fleet Management
	5/18/2017	17.33	WE ENERGIES	49-3908-733-0222	BRUCE ST	Storm Water Manageme
	5/18/2017	27.21	WE ENERGIES	10-4103-733-0223	1200 LYNROSE LN	Sanitation/Sanit Sew
	5/18/2017	97.22	WE ENERGIES	10-7104-736-0222	BREEZEWOOD & GILLING	Street Signal &/Stre
	5/18/2017	1,005.20	WE ENERGIES	10-2101-711-0223	2111 MARATHON AVE	Police Departme/Poli
	5/18/2017	28.75	WE ENERGIES	10-2101-711-0222	1470 TULLAR RD	Police Departme/Poli
	5/18/2017	37.64	WE ENERGIES	10-7101-736-0222	BELL ST & MARATHON A	Street Signal &/Traf
	5/18/2017	61.57	WE ENERGIES	10-7101-736-0222	BELL ST & COMMERCIAL	Street Signal &/Traf
	5/18/2017	16.29	WE ENERGIES	10-8801-788-0222	SOUTHVIEW PARK	Parks/Parks Operatio
	5/18/2017	1,098.38	WE ENERGIES	180-2301-712-0222	1080 BREEZEWOOD LN	Neenah Menasha Fire
	5/18/2017	235.37	WE ENERGIES	10-1803-709-0222	1080 BREEZEWOOD LN	
	5/18/2017	235.37	WE ENERGIES	43-1710-708-0222	1080 BREEZEWOOD LN	Information Systems
	5/18/2017	295.15	WE ENERGIES	180-2301-712-0223	1080 BREEZEWOOD LN	Neenah Menasha Fire
	5/18/2017	63.24	WE ENERGIES	10-1802-708-0223	1080 BREEZEWOOD LN	
	5/18/2017	63.24	WE ENERGIES	43-1710-708-0223	1080 BREEZEWOOD LN	Information Systems
	5/18/2017	2,569.22	WE ENERGIES	10-2101-711-0222	2111 MARATHON AVE	Police Departme/Poli
	5/18/2017	24.83	WE ENERGIES	10-2101-711-0223	1430 TULLAR RD	Police Departme/Poli
CHECK TOTAL		70,918.61				
42244	5/18/2017	1,600.00	WE ENERGIES	10-7104-736-0236	LED ST LIGHT CONVERS	Street Signal &/Stre
	5/18/2017	1,350.00	WE ENERGIES	10-7104-736-0236	LED ST LIGHT CONVERS	Street Signal &/Stre
	5/18/2017	175.00	WE ENERGIES	10-7104-736-0236	LED ST LIGHT CONVERS	Street Signal &/Stre
CHECK TOTAL		3,125.00				

CMB002
QPADEV000E
DCALABRESE

CITY OF NEENAH
Check Register for Checks over \$2,000.00

PAGE: 8
RUN DATE: 06/01/2017
RUN TIME: 13:13:21

CHECK #	CHECK DATE	TRANSACTION AMOUNT	VENDOR NAME	ACCOUNT NUMBER	DESCRIPTION	DEPT. NAME
42246	5/18/2017	23,786.10	WINNEBAGO COUNTY TREASURER	10-4101-733-0243	APR YARD WASTE	Sanitation/Refuse Ga
	5/18/2017	899.55	WINNEBAGO COUNTY TREASURER	81-6901-935-0243	APR YARD WASTE	Recycling Fund
	5/18/2017	3,182.96	WINNEBAGO COUNTY TREASURER	81-6907-935-0243	APR YARD WASTE	Recycling Fund
CHECK TOTAL		27,868.61				
42261	5/25/2017	2,934.40	HD SUPPLY WATERWORKS LTD	400-0401-770-6630	METER HORNS	Water
CHECK TOTAL		2,934.40				
42272	5/25/2017	642.31	RIVER VALLEY TESTING CORP	46-5067-743-0236	DENSITY TESTING - CE	Sewer Capital Fund
	5/25/2017	642.31	RIVER VALLEY TESTING CORP	400-0000-207-0370	DENSITY TESTING - CE	Water
	5/25/2017	642.32	RIVER VALLEY TESTING CORP	49-5256-743-0236	DENSITY TESTING - CE	Storm Water Manageme
	5/25/2017	574.70	RIVER VALLEY TESTING CORP	30-3412-743-0236	DENSITY TESTING	TIF#10-Near Downtown
	5/25/2017	530.58	RIVER VALLEY TESTING CORP	46-5068-743-0236	DENSITY TESTING-CLEV	Sewer Capital Fund
	5/25/2017	530.58	RIVER VALLEY TESTING CORP	46-5069-743-0236	DENSITY TESTING - ED	Sewer Capital Fund
	5/25/2017	530.58	RIVER VALLEY TESTING CORP	46-5070-743-0236	DENSITY TESTING - HE	Sewer Capital Fund
	5/25/2017	530.57	RIVER VALLEY TESTING CORP	400-0000-207-0371	DENSITY TESTING - ED	Water
	5/25/2017	530.57	RIVER VALLEY TESTING CORP	400-0000-207-0372	DENSITY TESTING - HE	Water
CHECK TOTAL		5,154.52				
42274	5/25/2017	350.00	SPARKLE AND SHINE CLEANING	44-7705-734-0236	MAY SERVICES - RAMP	Parking Utility Fund
	5/25/2017	3,000.00	SPARKLE AND SHINE CLEANING	10-1801-709-0236	MAY CLEANING - CITY	Municipal Build/Muni
CHECK TOTAL		3,350.00				
42275	5/25/2017	17,520.38	TRANSCENDENT LLC	11-1759-742-8115	PIVOT 3 STORAGE	Capital Equipment Fu
	5/25/2017	2,181.35	TRANSCENDENT LLC	11-1759-742-8115	2017 PHONE SUPPORT	Capital Equipment Fu
	5/25/2017	2,181.25	TRANSCENDENT LLC	11-1759-742-8115	2018 PHONE SUPPORT	Capital Equipment Fu
	5/25/2017	2,181.25	TRANSCENDENT LLC	11-1759-742-8115	2019 PHONE SUPPORT	Capital Equipment Fu
CHECK TOTAL		24,064.13				
42280	5/25/2017	17.33	WE ENERGIES	10-4103-733-0222	BELL CT & DOGWOOD TR	Sanitation/Sanit Sew
	5/25/2017	32.65	WE ENERGIES	10-7104-736-0222	1010 CAMERON WAY	Street Signal &/Stre
	5/25/2017	663.21	WE ENERGIES	10-7104-736-0222	100 1ST ST	Street Signal &/Stre
	5/25/2017	39.92	WE ENERGIES	10-7101-736-0222	1ST & FOREST AVE	Street Signal &/Traf
	5/25/2017	19.60	WE ENERGIES	10-7101-736-0222	WINNECONNE & HARRISO	Street Signal &/Traf
	5/25/2017	111.10	WE ENERGIES	10-7104-736-0222	WINNECONNE & HARRISO	Street Signal &/Stre
	5/25/2017	16.92	WE ENERGIES	10-7101-736-0222	WINNECONNE & ZEMLOCK	Street Signal &/Traf
	5/25/2017	443.02	WE ENERGIES	10-4103-733-0222	LIFT STATIONS - APR	Sanitation/Sanit Sew
	5/25/2017	191.35	WE ENERGIES	49-3901-733-0222	LIFT STATIONS - APR	Storm Water Manageme
	5/25/2017	86.99	WE ENERGIES	180-2301-712-0222	1430 TULLAR RD	Neenah Menasha Fire
	5/25/2017	43.28	WE ENERGIES	10-7101-736-0222	BELL & INDUSTRIAL DR	Street Signal &/Traf
	5/25/2017	124.92	WE ENERGIES	10-3702-732-0222	W CECIL ST GARAGE	Municipal Facil/Ceci
	5/25/2017	21.51	WE ENERGIES	10-7104-736-0222	113 W WISCONSIN AVE	Street Signal &/Stre
	5/25/2017	95.87	WE ENERGIES	10-7104-736-0222	CANAL ST	Street Signal &/Stre

GMB002
QPADEV000B
DCALABRESE

CITY OF NEENAH
Check Register for Checks over \$2,000.00

PAGE: 9
RUN DATE: 05/01/2017
RUN TIME: 13:13:21

CHECK #	CHECK DATE	TRANSACTION AMOUNT	VENDOR NAME	ACCOUNT NUMBER	DESCRIPTION	DEPT. NAME
	5/25/2017	60.10	WE ENERGIES	49-3908-733-0222	GRASSY LN	Storm Water Manageme
	5/25/2017	44.77	WE ENERGIES	10-7101-736-0222	OAK & WISCONSIN ST	Street Signal &/Trafi
	5/25/2017	92.24	WE ENERGIES	10-7104-736-0222	HARRISON ST/W BELL S	Street Signal &/Stre
	5/25/2017	35.62	WE ENERGIES	10-7101-736-0222	MAIN ST & LAKE ST	Street Signal &/Trafi
	5/25/2017	39.14	WE ENERGIES	10-7104-736-0222	CECIL ST - PLOT 2	Street Signal &/Stra
	5/25/2017	735.73	WE ENERGIES	10-8801-788-0222	NPRD ELECTRIC THRU 0	Parks/Parks Operatio
	5/25/2017	232.96	WE ENERGIES	10-8801-788-0222	MEMORIAL PARK AREA L	Parks/Parks Operatio
	5/25/2017	18.15	WE ENERGIES	10-8801-788-0222	MEMORIAL OPEN SHELTE	Parks/Parks Operatio
	5/25/2017	177.89	WE ENERGIES	10-9703-841-0222	OAK HILL CEMETERY	Oak Hill Cemete/Ceme
	5/25/2017	38.37	WE ENERGIES	10-9703-841-0223	OAK HILL CEMETERY	Oak Hill Cemete/Ceme
	5/25/2017	9.90	WE ENERGIES	10-8801-788-0223	NPRD GAS THRU 05/11	Parks/Parks Operatio
	5/25/2017	19.89	WE ENERGIES	10-8804-788-0222	PLAYING IN THE RAIN	Parks/City Sculpture
	5/25/2017	209.90	WE ENERGIES	10-8801-788-0222	MEML APPLEBLOSSOM SH	Parks/Parks Operatio
	5/25/2017	71.82	WE ENERGIES	10-8801-788-0223	MEML APPLEBLOSSOM SH	Parks/Parks Operatio
	5/25/2017	14.91	WE ENERGIES	10-8601-788-0222	DOTY CABIN AREA LIGH	Parks/Parks Operatio
	5/25/2017	674.10	WE ENERGIES	10-8605-788-0222	SHATTUCK PARK SHELTE	Parks/Riverwalk/Park
	5/25/2017	80.57	WE ENERGIES	10-8605-788-0223	SHATTUCK PARK SHELTE	Parks/Riverwalk/Park
	5/25/2017	42.08	WE ENERGIES	10-8601-788-0222	GREEN PARK SHELTER	Parks/Parks Operatio
	5/25/2017	43.46	WE ENERGIES	10-8601-788-0223	GREEN PARK SHELTER	Parks/Parks Operatio
	5/25/2017	178.71	WE ENERGIES	10-8801-788-0222	MEMORIAL PARK GARAGE	Parks/Parks Operatio
	5/25/2017	127.83	WE ENERGIES	10-8801-788-0222	DOTY PARK, 5TH & CLA	Parks/Parks Operatio

CHECK TOTAL		4,855.81				

42281	5/25/2017	33.50	WINNEBAGO COUNTY TREASURER	10-9314-801-0202	MAR LAREDO PRINTS	Community Devel/Asse
	5/25/2017	5,731.95	WINNEBAGO COUNTY TREASURER	49-3904-733-0243	SWEEPINGS TIPPING FE	Storm Water Manageme
	5/25/2017	125.00	WINNEBAGO COUNTY TREASURER	10-2101-711-0202	PRINT ACCIDENT FIELD	Police Departme/Poli

CHECK TOTAL		5,890.45				

*** END OF REPORT ***

**FIRST QUARTER FINANCIAL STATEMENTS
MARCH 2017**

TABLE OF CONTENTS

Financial Condition Statements (White)

- Schedule of Investments

Operating Budget Statements (Green)

- Budget Status Report
- Revenues
- Expenditures
- Status of Special Reserves and Escrows

Capital Improvements Program Statements (Yellow)

- Street, Utility and Sidewalk Projects
- Westside Business Corridor (TID #7)
- Doty Island/Neenah Riverwalk (TID #8)
- U.S. Highway 41 Industrial Corridor District (TID #9)
- Near Downtown District (TID #10)
- Pendleton Development Area (TID #11)
- Facility Projects
- Capital Equipment Program
- Sanitary Sewer and Storm Sewer Projects

Special Reports (Pink)

- Sewer Utility Funds
- Storm Water Utility Funds
- Parking Utility Fund
- Recycling Fund
- Fleet Maintenance Fund
- Joint Municipal Court Fund
- Internal Service Fund
- Tax Incremental District No. 5
- Tax Incremental District No. 6
- Tax Incremental District No. 7
- Tax Incremental District No. 8
- Tax Incremental District No. 9
- Tax Incremental District No. 10
- Expendable Trust Funds
- Industrial Development Funds
- Pet Licenses
- Parking Permits
- Boat Launching Permits
- Hotel/Motel Room Tax

**CITY OF NEENAH
SCHEDULE OF CITY INVESTMENTS
AS OF MARCH 31, 2017**

GENERAL CITY

<u>Type</u>	<u>Institution</u>	<u>Amount</u>		<u>Current Int. Rate</u>
Checking/Repurchase Agreements	Associated Bank	\$10,644,676.69	x	0.35%
Stand Alone - Money Market	Associated Bank	34,796.30	x	0.23%
Tax Collection	First National Bank	0.00	x	0.20%
Insured Cash Sweep (ICS)	First National Bank	0.00	x	0.31%
Municipal Money Market	First National Bank	4,347,928.01	x	0.60%
Money Market/Tax Collection	Wells Fargo	8,455.09	x	0.03%
Local Gov't Investment Pool	State of WI/U.S. Bank	2,010,666.57	x	0.61%
Community Development Fund	BMO Harris	58,836.33	x	0.10%
Tax Collection	BMO Harris	328,579.29	x	0.56%
Bus. Prime Money Market	BMO Harris	616,144.49	x	0.56%
Money Market #1/Tax Collection	Bank Mutual	2,528.50	x	0.59%
Money Market #2/FDIC Insured	Bank Mutual	2,549.44	x	0.59%
Money Market Checking	Citizens Comm. Fed.	657,911.84	x	0.55%
Money Market #1 (Northeast)	First Business Bank	660,748.61	x	0.45%
Money Market #2 (Milwaukee)	First Business Bank	660,748.61	x	0.45%
Limited Volatility Strategy Portfolio	Dana/TD Ameritrade	4,064,768.53	x	0.20%
Savings	CONE	21,831.41	x	0.25%
* Federal Securities	Various	3,396,426.70	x	various
* Corporate Securities	Various	3,967,638.13	x	various
* State/Municipal Taxable Securities	Various	3,056,289.30	x	various
* Certificates of Deposit	Various	2,252,099.85	x	various
Total General City		36,793,623.69		

* See Attached

**CITY OF NEENAH
SCHEDULE OF CITY INVESTMENTS (con't)
AS OF MARCH 31, 2017**

<u>Type</u>	<u>Institution</u>	<u>Amount</u>		<u>Current Int. Rate</u>
<u>LIBRARY</u>				
Trust Fund (3/31/17)	Associated Trust	1,293,084.53	x	various
Total Library		1,293,084.53		
<u>CEMETERY</u>				
Trust Fund (3/31/17)	Associated Trust	1,315,504.01	x	various
Total Cemetery		1,315,504.01		
<u>CDA</u>				
Debt Service Reserve - 2008/16 Bond	Associated Trust	2,345,795.45	x	various
Total CDA		2,345,795.45		
<u>SEWER UTILITY</u>				
Local Gov't Investment Pool	State of WI/U.S. Bank	17.84	x	0.61%
Total Sewer Utility		17.84		
<u>STORM WATER UTILITY</u>				
Local Gov't Investment Pool	State of WI/U.S. Bank	16,727.59	x	0.61%
Total Storm Water Utility		16,727.59		
<u>WATER UTILITY</u>				
Local Gov't Investment Pool	State of WI/U.S. Bank	5,394,900.23	x	0.61%
Reserve Fund - 2007 Rev. Bonds	Associated Bank	180,756.63	x	0.15%
* Federal/State/Muni/Corp Securities	Various	606,468.09	x	various
Total Water Utility		6,182,124.95		
<u>B.I.D.</u>				
Money Market	Bank Mutual	18,252.55	x	0.59%
Total B.I.D.		18,252.55		
TOTAL CASH & INVESTMENTS		\$ 47,965,130.61		

* See Attached

**CITY OF NEENAH
INVESTMENT PORTFOLIO
MARCH 31, 2017**

General City

Federal Securities

Purchase Date	Estimated Pre Pay or Next Call Date	Final Maturity Date	Security	Description	Cost	Par Value	12/31/16 or "At Purchase" Market Value	Coupon Rate	Yield to Call/Date	Yield to Maturity	Cusip #	Vendor	Interest Dates	Miscellaneous	
US Treasury (Inflation Indexed)					1.87% of City Portfolio										
09/16/08	07/15/18	07/15/18	USTrea Note	Inflation Indexed	244,077.68	250,000.00	290,940.85	1.375%	4.464%	4.775%	912828-JE-1	Assoc. Bank	1/15,7/15	Price 97.631072. Accrued Int. - \$608.33, Indx ratio-1.01987, Int=indx ratio*coup*par	
Total US Treasury (Inflation Indexed)					244,077.68	250,000.00	290,940.85								
Mortgage Backed					17.10% of City Portfolio										
01/29/10	04/01/17	05/01/19	FNMA (Loans)	15% CPR ave 2.83yr	23,432.30	6,517.63	6,733.04	5.000%	n/a	2.830%	31402QR60	1st Tn	15th of each mo.	Price 106.78125. P & I returned each mo. Factor-.33480939, A/I - \$970.02	
02/15/11	04/01/17	05/01/18	FNMA (Loans)	15% CPR ave 2.61yr	37,699.20	10,957.33	11,315.18	6.750%	n/a	2.250%	31371NU29	1st Tn	15th of each mo.	Price 106.5625. P & I returned each mo. Factor-.41783175, A/I - \$792.35	
01/20/09	04/15/17	02/15/18	GNMA	15% ppay ave 3.0 yr	19,904.99	4,431.29	4,554.49	5.000%	n/a	3.245%	36213FL68	1st Tn	15th of each mo.	Price 104.75. Prin & Int returned each month. Factor-.27146848, Accr Int-859.65	
09/29/08	04/15/17	11/15/18	GNMA	12% ppay ave 3.6 yr	23,658.94	20,705.39	21,734.45	5.000%	n/a	4.768%	36207ELM4	1st Tn	15th of each mo.	Price 100.6875. Prin & Int returned each month. Factor-.42960726	
07/19/10	04/19/17	04/20/18	GNMA	15% ppay ave 2.89yr	22,126.51	6,938.19	7,186.24	4.500%	n/a	2.080%	36202DW56	1st Tn	19th of each mo.	Price 106.46875. P & I returned each month. Factor-.23479532, Accr Int-528.29	
07/22/13	04/20/17	04/15/40	FHLMC	30% CPR ave 1.76 yr	89,570.41	84,872.11	86,994.35	3.000%	n/a	1.845%	3137AAT60	Vining Sparks	15th of each mo.	Price 101.875. Prin & Int returned each month. Factor-.71085390, Accr Int-438.51	
10/30/12	02/20/18	10/20/41	GNMA	592 PSA ave 2.67yr	39,733.79	24,559.79	25,798.90	4.000%	n/a	1.530%	38375CVY3	Vining Sparks	20th of each mo.	Price 106.203125. P & I returned each month. Factor-.79474637, Accr Int-788.22	
08/24/12	01/30/19	03/01/22	FHLMC	12% CPR ave 3.18 yr	78,890.99	64,922.77	66,844.35	3.000%	n/a	1.231%	31294MM99	1st Tn	15th of each mo.	Price 105.625. Prin & Int returned each month. Factor-.93713871, Accr Int-475.99	
05/17/12	08/01/19	05/01/22	FNMA (Loans)	12% CPR ave 3.61yr	91,212.21	68,620.29	71,940.75	3.500%	n/a	1.510%	31418AFT0	1st Tn	25th of each mo.	Price 106.6875. P & I returned each mo. Factor-.98925907, A/I - \$525.50	
05/12/16	05/01/20	11/01/30	FHLMC	15% CPR ave 3.98 yr	169,458.79	157,487.25	162,692.87	3.500%	n/a	1.814%	3128P7P56	1st Tn	15th of each mo.	Price 106.21875. Prin & Int returned ea. month. Factor-.29203146, Accr Int-205.88	
05/12/16	05/15/20	12/01/30	FHLMC	15% CPR ave 4.01 yr	176,055.40	163,398.42	168,944.61	3.500%	n/a	1.823%	3128P7P80	1st Tn	15th of each mo.	Price 106.21875. Prin & Int returned ea. month. Factor-.32988890, Accr Int-217.66	
07/09/12	01/20/21	07/20/39	GNMA	20% CPR ave 4.26yr	110,877.63	79,146.99	85,830.23	5.000%	n/a	1.993%	38374VC98	Vining Sparks	20th of each mo.	Price 111.63. Prin & Int returned each month. Factor-.79474637, Accr Int-331.14	
01/23/14	05/01/22	05/01/43	FNMA (ARM)	12% CPR ave 4.10 yr	143,260.70	143,260.70	147,884.54	2.180%	n/a	2.040%	3138WXXY8	Vining Sparks	25th of each mo.	Price 100.59375. P & I returned each mo. Factor-.94790885, A/I - \$315.71	
01/23/17	09/15/22	04/01/25	FNMA (ARM)	15% CPR ave 2.80yr	128,235.90	121,865.11	128,235.90	4.000%	n/a	2.050%	31412RG92	1st Tn	1st of each mo.	Price 105.00. P & I returned each mo. Factor-.11583263, A/I - \$311.46	
10/11/12	10/11/23	06/01/32	FNMA (Loans)	12% CPR ave 5.45yr	122,086.89	100,435.01	107,015.63	4.000%	n/a	2.153%	31418AF78	1st Tn	25th of each mo.	Price 108.9375. P & I returned each mo. Factor-.96903529, A/I - \$269.18	
03/28/13	01/01/24	11/01/34	FNMA (ARM)	12% CPR ave 5.4yr	124,719.95	104,765.32	111,458.43	2.492%	n/a	0.960%	31407UMR5	1st Tn	25th of each mo.	Price 107.875. P & I returned each mo. Factor-.17475319, A/I - \$473.59	
02/08/17	02/15/24	02/15/42	FHLMC	20% CPR ave 7.0 yr	219,449.12	224,875.99	219,449.12	2.000%	n/a	2.732%	3137AW3Y9	1st Tn	15th of each mo.	Price 97.625. Prin & Int returned ea. month. Factor-.22849980, Accr Int-88.86	
12/26/12	02/01/25	05/01/37	FNMA (ARM)	12% CPR ave 5.58yr	232,321.26	198,273.55	210,519.20	2.719%	n/a	1.118%	3138EKC29	1st Tn	25th of each mo.	Price 107.25. P & I returned each mo. Factor-.98666027, A/I - \$886.74	
12/20/16	04/20/25	11/01/44	FNMA (ARM)	20% CPR ave 4.09yr	228,209.79	221,293.45	230,498.47	4.000%	n/a	3.190%	31418BKD7	1st Tn	1st of each mo.	Price 102.75. P & I returned each mo. Factor-.38692801, A/I - \$530.95	
03/20/13	07/20/25	09/01/35	FNMA (ARM)	12% CPR ave 5.6yr	150,364.78	128,975.84	138,336.07	2.781%	n/a	1.050%	31415VYE9	1st Tn	25th of each mo.	Price 107.625. P & I returned each mo. Factor-.28051067, A/I - \$411.72	
Total Mortgage Backed					2,231,269.55	1,936,302.42	2,013,966.82								
SBA Backed					8.64% of City Portfolio										
11/04/16	12/31/20	01/01/30	SBA	15% CPR ave 3.82yr	307,445.16	283,359.59	302,208.67	4.380%	n/a	2.000%	83162CTA1	1st Tn	1/1, 7/1	Price 108.50. P & I returned semi-ann. Factor .49279929 A/I - \$4,240.48	
03/25/15	03/01/21	02/01/23	SBA	15% CPR ave 2.92yr	81,539.93	70,048.46	74,378.36	4.840%	n/a	1.870%	83162CMU4	1st Tn	2/1, 8/1	Price 108.3125. P & I returned semi-ann. Factor-.13166021, A/I - \$1003.65	
04/27/15	03/01/21	03/01/24	SBA	17% CPR ave 2.84yr	150,952.24	132,904.36	139,096.58	4.340%	n/a	1.547%	83162CNQ2	1st Tn	3/1, 9/1	Price 107.625. P & I returned semi-ann. Factor .19724463 A/I - \$1597.94	
06/28/16	03/01/21	09/01/34	SBA	5% CPR ave 5.68yr	211,180.93	202,195.72	204,034.56	2.920%	n/a	2.262%	83162CWN9	1st Tn	3/1, 9/1	Price 103.9375. P & I returned semi-ann. Factor .91278370 A/I - \$2165.58	
03/06/15	01/06/25	05/01/32	SBA	12% CPR ave 4.82yr	376,193.93	376,343.32	371,800.86	2.380%	n/a	2.370%	83162CUU5	1st Tn	5/1, 11/1	Price 99.96875. P & I returned semi-ann. Factor-.84607815, A/I - \$3,950.42	
Total SBA Backed					1,127,312.19	1,064,851.45	1,091,519.03								
Total Federal Securities - City					27.60%	3,602,659.42	3,251,153.87	3,396,426.70							

**CITY OF NEENAH
INVESTMENT PORTFOLIO
MARCH 31, 2017**

Purchase Date	Estimated Pre Pay or Next Call Date	Final Maturity Date	Security	Description	Cost	Par Value	12/31/16 or "At Purchase" Market Value	Coupon Rate	Yield to Call/Date	Yield to Maturity	Cusip #	Vendor	Interest Dates	Miscellaneous	
Certificates of Deposit					17.11% of City Portfolio										
01/27/17	01/27/18	01/27/18	CONE	12 mo. CD	250,000.00	250,000.00	257,500.00	0.792%	0.890%	0.900%	3540	CONE C.U.	1/27, 4/27, 7/27, 10/27	12 month C.D. Dividends transferred to CONE savings.	
07/23/15	07/24/17	07/24/17	Cmpass Bank	24 mo. CD	250,000.00	250,000.00	250,650.00	1.250%	1.250%	1.250%	20451PMR4	BMO Capital	1/23, 7/23	24 month C.D. Price 100.00. Dividends transferred every 6 months.	
03/11/15	03/12/18	02/04/20	Discover Bank	36 mo. CD	250,000.00	250,000.00	250,310.00	1.200%	1.200%	1.200%	254672JU3	BMO Capital	3/11, 9/11	36 month C.D. Price 100.00. Dividends transferred every 6 months.	
07/15/15	07/15/18	07/15/18	AmerExp Bk FSB	36 mo. CD	250,000.00	250,000.00	250,095.00	1.700%	1.700%	1.700%	02587CDQ0	Vining Sparks	1/15, 7/15	36 month C.D. Price 100.00. Dividends transferred every 6 months.	
08/10/15	08/10/18	08/10/18	Comenity CapBank	36 mo. CD	250,000.00	250,000.00	251,825.00	1.750%	1.750%	1.750%	20033ALX2	BMO Capital	10th of each mo.	36 month C.D. Price 100.00. Dividends transferred every month.	
07/01/15	07/01/19	07/01/19	Capital One	48 mo. CD	250,000.00	250,000.00	251,947.50	1.950%	1.950%	1.950%	140420SW1	BMO Capital	1/1, 7/1	48 month C.D. Price 100.00. Dividends transferred every 6 months.	
08/18/15	08/19/19	08/19/19	State Bnk India	48 mo. CD	250,000.00	250,000.00	253,862.50	2.150%	2.150%	2.150%	856283ZB5	BMO Capital	2/18, 8/18	48 month C.D. Price 100.00. Dividends transferred every 6 months.	
02/04/15	02/04/20	02/04/20	Goldman Sachs	60 mo. CD	247,000.00	247,000.00	247,847.21	2.000%	2.000%	2.000%	38148JKC4	Vining Sparks	2/4, 8/4	60 month C.D. Price 100.00. Dividends transferred every 6 months.	
06/22/15	06/17/20	06/17/20	Americon Express	60 mo. CD	236,000.00	236,000.00	238,062.64	2.250%	2.250%	2.250%	02587DYV4	BMO Capital	6/15, 12/15	60 month C.D. Price 100.00. Dividends transferred every 6 months.	
Total Certificates of Deposit - City					17.11%	2,233,000.00	2,233,000.00	2,252,099.85							
Corporate Securities					31.53% of City Portfolio										
04/30/15	09/15/17	09/15/17	GE Corp	2.5-yr corp Bullet AA+/A1	277,430.50	250,000.00	257,420.00	5.625%	n/a	0.942%	36962G3H5	Vining Sparks	3/15, 9/15	Price 110.9722. Accr. Int - \$1,757.81 S&P Rating AA+/Moody's A1.	
03/10/15	01/12/18	01/12/18	Westpac Bank	3-yr corp AA-/Aa2	302,005.52	300,000.00	299,685.00	1.600%	n/a	1.360%	961214BZ5	Vining Sparks	1/12, 7/12	Price 100.6678506. Accr. Int - \$773.33 S&P Rating AA-/Moody's Aa2.	
01/28/15	05/01/18	05/01/18	GE Corp	3y4m corp Bullet AA+/A1	284,208.00	250,000.00	263,905.00	5.625%	n/a	1.320%	36962G3U6	Vining Sparks	5/1, 11/1	Price 113.6832. Accrued Int - \$3,398.44 S&P Rating AA+/Moody's A1.	
01/28/15	05/03/18	05/03/18	Apple Inc.	3y4m corp AA+/Aa1	248,880.75	250,000.00	248,800.00	1.000%	n/a	1.140%	037833AJ9	Vining Sparks	5/3, 11/3	Price 99.5523. Accrued Int - \$590.28 S&P Rating AA+/Moody's Aa1.	
06/11/15	06/11/18	06/11/18	Bank of NovaSco	3-yr corp note. Aa2e	251,351.43	250,000.00	250,090.00	1.700%	n/a	1.510%	064159GM2	Vining Sparks	6/11, 12/11	Price 100.540574. Accrued Int - \$0 Moody rating Aa2e, Fitch AA-e.	
11/12/13	08/22/18	08/22/18	Korea Finance	5-yr corp AA-Aa3A+	255,893.74	250,000.00	254,167.50	2.875%	n/a	2.350%	50065TAE3	Vining Sparks	2/22, 8/22	Price 102.357498. Accr Int - \$1597.22 S&P Rating A+/MoodyAa3/FitchAA-	
05/26/15	10/15/18	10/15/18	IBM Corp	3.5-yr corp Bullet AA-/Aa3	505,087.57	421,000.00	464,796.63	7.625%	n/a	1.547%	459200GM7	1st Tn	4/15, 10/15	Price 119.97329451. Accr. Int-\$3,655.98 S&P Rating AA-/Moody's Aa3	
06/20/13	07/30/19	07/30/19	Nexen/ CNOOC	7-yr corp AA-/Aa3	303,692.22	250,000.00	271,822.50	6.200%	n/a	2.400%	65334HAK8	Vining Sparks	1/30, 7/30	Price 121.476930. Accrued Int - \$6,027.78 S&P Rating AA-/Moody's Aa3.	
07/24/15	09/18/19	10/18/19	PNC Bank	4.25-yr corp A/A2	201,790.78	200,000.00	201,840.00	2.400%	2.173%	2.180%	69353RDZ8	1st Tn	4/18, 10/18	Price 100.89538819. Accr Int -\$1,280.00 S&P Rating A/Moody's A2.	
04/16/13	03/19/20	03/19/20	Commw Bnk Aust	7-yr corp note. AA-	296,495.77	250,000.00	268,722.50	5.000%	n/a	2.100%	2027A0EL9	Vining Sparks	3/19, 9/19	Price 118.598309. Accrued Int - \$937.50 S&P Rating AA-	
04/04/13	04/15/20	04/15/20	GE Corp	7-yr corp Floater note, AA+	250,000.00	250,000.00	253,720.00	0.800%	n/a	1.130%	36966THX3	Vining Sparks	1/15, 4/15, 7/15, 10/15	Price 100.00. Coupon changes qtrly w/3 mo. Libor + .8%. Accr Int - \$0. S&P AA+	
06/25/13	06/17/20	06/17/20	Toyota Mtr Cred	7-yr corp AA-/Aa3	222,755.00	200,000.00	214,598.00	4.500%	n/a	2.700%	89233P4C7	Vining Sparks	6/17, 12/17	Price 111.377499. Accrued Int - \$200.00 S&P Rating AA-/Moody's Aa3.	
02/11/14	10/01/20	10/01/20	Microsft Corp	7-yr corp AAA/Aaa	208,194.65	200,000.00	206,746.00	3.000%	n/a	2.330%	594918AH7	1st Tn	4/1, 10/1	Price 104.09732293. Accr Int -2166.67 S&P Rating AAA/Moody's Aaa.	
03/31/14	11/15/20	11/15/20	Coca Cola Co	7-yr corp AA-/Aa3	260,595.00	250,000.00	260,312.50	3.150%	n/a	2.450%	191216AR1	Vining Sparks	5/15, 11/15	Price 104.238. Accrued Int - \$2,975.00 S&P Rating AA-/Moody's Aa3.	
06/30/15	02/15/22	02/15/22	Disney Co.	6.5-yr corp A/A2	246,986.46	250,000.00	251,012.50	2.550%	n/a	2.750%	25468PCT1	1st Tn	2/15, 8/15	Price 98.79458505. Accr Int -\$2,390.63 S&P Rating A/Moody's A2.	
Total Corporate Securities - City					31.53%	4,115,367.39	3,821,000.00	3,967,638.13							

**CITY OF NEENAH
INVESTMENT PORTFOLIO
MARCH 31, 2017**

Purchase Date	Estimated Pre Pay or Next Call Date	Final Maturity Date	Security	Description	Cost	Par Value	12/31/16 or "At Purchase" Market Value	Coupon Rate	Yield to Call/Date	Yield to Maturity	Cusip #	Vendor	Interest Dates	Miscellaneous	
State/Municipal Taxable Securities					23.76% of City Portfolio										
05/19/15	05/01/17	05/01/18	Oak Creek WI	3-yr TaxMun 2-yr Call	255,530.00	250,000.00	251,030.00	2.250%	1.10%	1.480%	671137UZ8	Vining Sparks	5/1, 11/1	Price 102.212. Accrued Int - \$0 Moody's Aa2. 30day continuous call starting 5/1/17	
01/27/17	04/01/18	04/01/19	Green Bay Schools	2.3-yr Muni Aa1	74,599.50	75,000.00	74,599.50	1.350%	1.81%	1.600%	392643SZ6	PiperJaf BMO	4/1, 10/1	Price 99.466. Call date 4/1/18. Accr. Int - \$326.25. Moody's Rating Aa1.	
01/27/17	04/01/18	04/01/18	Burlington WI Tax	1.3-yr Muni AA-	100,290.00	100,000.00	100,290.00	1.500%	n/a	1.250%	122133KW0	PiperJaf BMO	4/1, 10/1	Price 100.29. No call. Accr. Int - \$483.33. S&P Rating AA-	
08/03/15	12/01/18	06/01/20	Monona WI Tax	4-yr TaxMun 2.5 yr Call	260,787.50	250,000.00	256,332.50	3.250%	1.91%	2.300%	610100VX4	Vining Sparks	6/1, 12/1	Price 104.315. Accrued Int - \$0 S&P AA+. 30 day cont. call starting 12/1/18.	
03/27/15	03/15/19	03/15/19	New York State Tax	4-yr Muni AAA/Aa1	253,827.50	250,000.00	250,815.00	2.000%	n/a	1.600%	650035J66	Vining Sparks	3/15, 9/15	Price 101.531 Accrued Int - \$166.67 S&P Rating AAA/Moody's Aa1.	
01/26/17	06/01/19	06/01/19	Florida Brd Edu	2.5-yr Muni AAA/Aa1	266,617.50	250,000.00	266,617.50	4.550%	n/a	1.650%	34153PRN0	Vining Sparks	6/1, 12/1	Price 106.647 Accrued Int - \$1737.85 S&P Rating AAA/Moody's Aa1.	
07/10/14	07/01/19	07/01/20	State of WI DOT	6-yr RevBd AA+/Aa2	393,204.00	350,000.00	372,837.50	4.737%	2.110%	2.500%	977123YF9	BMO Capital	1/1, 7/1	Price 112.344 Accrued Int - \$414.49 S&P Rating AA+/Moody's Aa2.	
01/27/17	10/01/19	10/01/19	Amery WI Schools	2.7-yr Muni Aa1	42,186.80	40,000.00	42,186.80	3.850%	n/a	1.750%	030748FH5	PiperJaf BMO	4/1, 10/1	Price 105.467. No call. Accr. Int - \$496.22. Moody's Rating Aa3.	
08/07/15	12/01/19	12/01/19	Tacoma WA Tax	4.5yr TaxMun w/P&I Sink	189,082.50	170,000.00	178,800.90	4.640%	1.60%	2.752%	873465VA3	Vining Sparks	6/1, 12/1	Price 107.633. Accr Int - \$2,126.67. S&PAA+/MoodyA1. P/I returned semi-an	
07/09/15	02/01/20	02/01/20	Brooklyn Cntr MN	4.5-yr Muni AA/NA	259,735.00	250,000.00	258,850.00	3.000%	n/a	2.100%	113835L75	Vining Sparks	2/1, 8/1	Price 103.894 Accrued Int - \$0 S&P Rating AA/Moody's NA	
05/08/14	03/01/21	03/01/21	Okla City Tax	7-yr Muni AAA/Aaa	299,024.80	290,000.00	300,210.90	3.000%	n/a	2.500%	678519QX0	Vining Sparks	3/1, 9/1	Price 103.112 Accrued Int - \$1619.17 S&P Rating AAa/Moody's Aaa.	
07/09/15	02/01/22	02/01/22	State of Georgia	6.5-yr Muni AAA/Aaa	250,615.00	250,000.00	254,467.50	2.670%	n/a	2.630%	3733842PO	BMO Capital	2/1, 8/1	Price 100.246 Accrued Int - \$0 S&P Rating AAA/Moody's Aaa.	
04/08/15	03/01/22	03/01/22	Verona Schools	7-yr Muni NA/Aa2	188,331.10	170,000.00	182,173.70	4.000%	n/a	2.300%	925095QH7	BMO Capital	3/15, 9/15	Price 110.783 Accrued Int - \$0 S&P Rating NA/Moody's Aa2.	
02/15/17	01/01/19	01/01/20	Counties IL Will Gr	2.8-yr Muni AA	267,077.50	250,000.00	267,077.50	5.350%	1.64%	2.859%	969080EQ9	Vining Sparks	1/1, 7/1	Price 106.831. Call date 1/1/19. Accr. Int - \$1634.72. S&P AA	
State/Municipal Taxable Securities-City					3,100,908.70	2,945,000.00	3,056,289.30								
Total Securities - City					100.00%	13,051,935.51	12,250,153.87	12,672,453.98							
Water (Operating)															
Federal Securities															
07/19/10	12/19/16	04/20/18	GNMA	15% ppay ave 2.89yr	22,126.51	6,938.19	7,186.24	4.500%	n/a	2.080%	36202DW56	1st Tn	19th of each mo.	Price 106.46875. P & I returned each month. Factor-.23479532. Accr Int-528.29	
07/22/13	01/15/17	04/15/40	FHLMC	30% CPR ave 1.76 yr	89,570.41	84,872.11	86,994.35	3.000%	n/a	1.845%	3137AAT60	Vining Sparks	15th of each mo.	Price 101.875. Prin & Int returned each month. Factor-.71085390. Accr Int-438.51	
Total Water Operating					111,696.92	91,810.30	94,180.59								
Water (Debt Service Reserve Fund)															
Corporate Securities															
02/11/14	10/01/20	10/01/20	Microsoft Corp	7-yr corp AAA/Aaa	260,243.31	250,000.00	258,432.50	3.000%	n/a	2.330%	594918AH7	1st Tn	4/1, 10/1	Price 104.09732293. Accr Int -2708.33 S&P Rating AAA/Moody's Aaa.	
State/Municipal Taxable Securities															
05/28/15	03/15/19	03/15/19	Milwaukee WI Tax	4-yr Muni Taxable	258,720.00	250,000.00	253,855.00	2.500%	n/a	1.550%	602366SZ0	Vining Sparks	3/15, 9/15	Price 103.4880. Accrued Int - \$0 Moody's Aa2/S&P AA/Fitch Aae	
Total Water Debt Reserve					518,963.31	500,000.00	512,287.50								
Total Water All Securities					630,660.23	591,810.30	606,468.09								
Total All City/Water Securities					13,682,595.74	12,841,964.17	13,278,922.07								

CITY OF NEENAH
MONTHLY BUDGET STATUS REPORT
MARCH 31, 2017
***** 75% of Year Remaining *****

APPROPRIATION AREA	BUDGET	ACTUAL	REMAINING BALANCE	PERCENT LEFT	March 31, 2016		
					BUDGET	ACTUAL	PERCENT LEFT
GENERAL FUND:							
General Government	\$2,391,080	\$645,534	\$1,745,546	73.0%	\$2,396,810	\$639,326	73.3%
Public Safety	11,350,020	2,616,018	8,734,002	77.0%	11,228,549	2,551,417	77.3%
Public Works	4,035,100	905,969	3,129,131	77.5%	4,019,370	771,674	80.8%
Park & Recreation	2,015,410	325,833	1,689,577	0.0%	1,982,500	316,687	84.0%
Community Development	1,511,600	293,458	1,218,142	80.6%	1,411,968	316,062	77.6%
Public Library	2,080,850	640,610	1,440,240	69.2%	2,080,870	581,286	72.1%
Harbor Commission	6,600	0	6,600	100.0%	5,650	0	100.0%
Oak Hill Cemetery/City Wide Forestry	528,000	95,137	432,863	82.0%	511,400	94,875	81.4%
Misc Programs	20,000	0	20,000	100.0%	7,500	7,500	0.0%
Special Reserves/Escrows	<u>\$167,130</u>	<u>\$0</u>	<u>167,130</u>	100.0%	<u>\$26,000</u>	<u>\$0</u>	N/A
TOTAL APPROPRIATION	<u>\$24,105,790</u>	<u>\$5,522,559</u>	<u>\$18,583,231</u>	77.1%	<u>\$23,670,617</u>	<u>\$5,278,827</u>	77.7%
RESOURCES							
Property Taxes	\$14,305,700	\$13,242,742	\$1,062,958	7.4%	\$14,122,380	\$12,998,628	8.0%
State Shared Revenues	2,234,240	0	2,234,240	100.0%	2,235,940	0	100.0%
Other Grants & Aids	1,422,180	264,069	1,158,111	81.4%	1,402,120	259,732	81.5%
Interest	427,270	27,569	399,701	93.5%	322,270	35,808	88.9%
Applied Fund Balance	237,370	237,370	0	0.0%	239,057	239,057	0.0%
All Other Revenue	<u>5,479,030</u>	<u>1,116,034</u>	<u>4,362,996</u>	79.6%	<u>5,348,850</u>	<u>1,118,434</u>	79.1%
TOTAL RESOURCES	<u>\$24,105,790</u>	<u>\$14,887,784</u>	<u>\$9,218,006</u>	38.2%	<u>\$23,670,617</u>	<u>\$14,651,659</u>	38.1%

CITY OF NEENAH
STATEMENT OF REVENUES

March 31, 2017

ACCOUNT DESCRIPTION	MAR. REVENUE	Y-T-D ACTUAL	Y-T-D % REV.	ADJUSTED BUDGET	REMAINING BALANCE	BUDGET % LEFT
GENERAL FUND						
Property Taxes	0	13,222,397	100%	13,222,390	(7)	0%
Payment in Lieu of Taxes	0	20,345	2%	1,083,310	1,062,965	98%
Other Taxes	0	0	0%	73,000	73,000	100%
State Shared Revenues	0	0	0%	2,234,240	2,234,240	100%
State & Federal Aids	0	264,069	19%	1,422,180	1,158,111	81%
Special Financing	0	237,370	100%	237,370	0	0%
License Revenue	11,591	17,540	26%	68,400	50,860	74%
Permits Revenue	21,573	35,614	17%	213,390	177,776	83%
Health Inspection Fees	700	2,050	7%	30,000	27,950	93%
General Gov't Revenues	3,617	7,965	2%	371,130	363,165	98%
Special Charges	(435)	405	3%	13,600	13,195	97%
Public Library	193,590	199,539	24%	848,840	649,301	76%
Public Safety Revenue	10,708	11,318	5%	210,450	199,132	95%
General Gov't Services	78,359	94,107	26%	366,470	272,363	74%
Public Works	13,769	27,311	28%	97,300	69,989	72%
Oak Hill Cemetery Revenue	8,450	15,313	13%	114,000	98,687	87%
Interest Income	29,301	27,569	6%	427,270	399,701	94%
Fines & Forfeitures	7,673	16,325	17%	95,000	78,675	83%
Property Damage Recovery	0	0	0%	20,000	20,000	100%
Reimbursements	50,946	50,946	30%	167,140	116,194	70%
Lease/Rental Revenue	10,175	24,378	26%	92,480	68,102	74%
Sale of City Properties	0	5,020	13%	38,050	33,030	87%
Other Revenue	129	443	13%	3,350	2,907	87%
Community Fest	11,850	13,600	96%	14,200	600	4%
General Park/Rec. Receipts	(1,154)	(1,351)	10%	(14,110)	(12,759)	90%
Adult Program Revenue	2,369	7,364	24%	30,760	23,396	76%
Youth Program Revenue	3,673	5,565	21%	26,860	21,295	79%
Pool & Rec Bldg Revenue	0	0	0%	202,250	202,250	100%
Independent Program Revenue	0	4,006	10%	40,800	36,794	90%
Playground Program Revenue	780	2,285	2%	110,460	108,175	98%
Other Park/Rec. Revenue	0	63	6%	1,050	987	94%
Riverside Players	887	1,425	5%	29,970	28,545	95%
Parks Revenue	6,947	53,772	53%	101,380	47,608	47%
Interfund Transfers	510,441	521,031	25%	2,112,810	1,591,779	75%
TOTAL	975,939	14,887,784	62%	24,105,790	9,218,006	38%

CITY OF NEENAH
STATEMENT OF EXPENDITURES
MARCH 31, 2017

<u>Account Description</u>	<u>MARCH EXPEND.</u>	<u>Y-T-D ACTUAL</u>	<u>Y-T-D % EXP.</u>	<u>ADJUSTED BUDGET</u>	<u>REMAINING BALANCE</u>	<u>BUDGET % LEFT</u>
GENERAL FUND:						
Council	5,235	14,486	19.0%	75,770	61,284	81.0%
Mayor's Office	13,248	42,985	22.0%	192,830	149,845	78.0%
Finance	66,447	370,428	33.0%	1,137,850	767,422	67.0%
Legal & Administration Services	46,772	114,465	23.0%	489,690	375,225	77.0%
Human Resource & Safety	15,914	43,008	19.0%	225,950	182,942	81.0%
Municipal Building	20,743	60,162	22.0%	268,990	208,828	78.0%
Police Department	485,786	1,386,411	22.0%	6,433,910	5,047,499	78.0%
Fire Department	409,789	1,226,527	25.0%	4,891,920	3,665,393	75.0%
Other Public Safety	1,404	2,847	13.0%	22,570	19,723	87.0%
Emergency Government	153	233	14.0%	1,620	1,387	86.0%
Sundry & Reserves	0	0	0.0%	167,130	167,130	100.0%
Unclassified/Sundry	0	0	0.0%	20,000	20,000	100.0%
Public Works Administration	54,972	153,899	21.0%	716,730	562,831	79.0%
Municipal Facilities	42,202	116,098	25.0%	470,390	354,292	75.0%
Sanitation	75,929	183,996	18.0%	1,007,060	823,064	82.0%
Street Maintenance	24,349	61,781	16.0%	395,660	333,879	84.0%
Land Maintenance	91,881	301,105	54.0%	557,720	256,615	46.0%
Street Signal & Light	63,594	87,355	10.0%	877,780	790,425	90.0%
Public Works Equipment	0	0	0.0%	5,100	5,100	100.0%
Interdepartmental Service	1,392	1,735	37.0%	4,660	2,925	63.0%
Park & Rec. Administration	45,379	128,730	23.0%	570,360	441,630	77.0%
Adult Programs	1,446	3,973	15.0%	25,820	21,847	85.0%
Youth Programs	2,714	6,477	27.0%	23,810	17,333	73.0%
Independent Programs	2,040	6,392	2.0%	277,120	270,728	98.0%
Playground Programs	165	1,033	1.0%	95,690	94,657	99.0%
Other Park/Rec. Activities	405	2,964	19.0%	15,820	12,856	81.0%
Riverside Players	1,660	5,423	19.0%	28,150	22,727	81.0%
Parks	62,745	161,379	18.0%	908,610	747,231	82.0%
Celebrations/Commemorations	592	9,462	14.0%	70,030	60,568	86.0%
Assistance Programs	0	0	0.0%	250	250	100.0%
Community Develop/Assessor	149,105	293,458	19.0%	1,511,350	1,217,892	81.0%
Public Library	161,782	640,610	31.0%	2,080,850	1,440,240	69.0%
Harbor Commission	0	0	0.0%	6,600	6,600	100.0%
City Wide Forestry Program	24,889	47,274	17.0%	278,380	231,106	83.0%
Oak Hill Cemetery	16,814	47,863	19.0%	249,620	201,757	81.0%
TOTAL	<u>1,889,546</u>	<u>5,522,559</u>	<u>23.0%</u>	<u>24,105,790</u>	<u>18,583,231</u>	<u>77.0%</u>

CITY OF NEENAH
2017 SPECIAL RESERVES AND ESCROWS BUDGET
DETAIL SCHEDULE OF TRANSFERS/COMMITMENTS TO DATE
As of March 31, 2017

	Provision For <u>Wages/Fringes</u>	Provision For Midpoint Adj <u>Wages/Fringes</u>	Provision For <u>IS Services</u>	Provision For <u>Maint of Veh.</u>	<u>GRAND TOTAL</u>
2017 Budget	\$160,160	\$21,000	(\$7,510)	(\$6,520)	\$167,130
January thru March Activity	<u>0</u>	<u>0</u>	<u>0</u>	<u>0</u>	<u>0</u>
Budget Balance as of March 31, 2017	<u>\$160,160</u>	<u>\$21,000</u>	<u>(\$7,510)</u>	<u>(\$6,520)</u>	<u>\$167,130</u>

CITY OF NEENAH
2017 CAPITAL IMPROVEMENTS PROGRAM BUDGET STATUS
March 31, 2017

STREET/UTILITY/SIDEWALK PROJECTS ----- STREETS -----	ADOPTED BUDGET	ADJUSTED BUDGET	EXPENDED	---- OBLIGATED TO DATE ----		REMAINING BALANCE
				CONTRACT/ PURCHASE ORDER BALANCE	TOTAL	
City Initiated Street Upgrades:						
Cecil (Henry-Congress)	\$560,000	\$560,000	\$0	\$574,919	\$574,919	-\$14,919
Cleveland (Reddin-Zemlock)	140,000	140,000	0	131,380	131,380	8,620
	<u>\$700,000</u>	<u>\$700,000</u>	<u>\$0</u>	<u>\$706,299</u>	<u>\$706,299</u>	<u>-\$6,299</u>
Improvement Agreements						
Undesignated New Subdivision	50,000	50,000	0	0	0	50,000
	<u>\$50,000</u>	<u>\$50,000</u>	<u>\$0</u>	<u>\$0</u>	<u>\$0</u>	<u>\$50,000</u>
General Street Resurfacing:						
Edward St.	\$65,000	\$65,000	\$0	\$52,304	\$52,304	\$12,696
Helen St.	65,000	65,000	0	52,432	52,432	12,568
Industrial Dr.	400,000	400,000	0	0	0	400,000
Higgins (Haylett-Cecil)	62,000	62,000	0	55,482	55,482	6,518
Yorkshire Rd	30,000	30,000	0	38,709	38,709	-8,709
Whippoorwill Circle	62,000	62,000	0	39,900	39,900	22,100
	<u>\$684,000</u>	<u>\$684,000</u>	<u>\$0</u>	<u>\$238,827</u>	<u>\$238,827</u>	<u>\$445,173</u>
Street Maintenance						
Undesignated	\$150,000	\$150,000	\$0	\$0	\$0	\$150,000
	<u>\$150,000</u>	<u>\$150,000</u>	<u>\$0</u>	<u>\$0</u>	<u>\$0</u>	<u>\$150,000</u>
TOTAL STREETS	<u>\$1,584,000</u>	<u>\$1,584,000</u>	<u>\$0</u>	<u>\$945,126</u>	<u>\$945,126</u>	<u>\$638,874</u>
-----Pedestrian Routes-----						
Sidewalks/Trails						
Various Locations	\$150,000	\$150,000	\$0	\$0	\$0	\$150,000
	<u>\$150,000</u>	<u>\$150,000</u>	<u>\$0</u>	<u>\$0</u>	<u>\$0</u>	<u>\$150,000</u>
TOTAL PEDESTRIAN ROUTES	<u>\$150,000</u>	<u>\$150,000</u>	<u>\$0</u>	<u>\$0</u>	<u>\$0</u>	<u>\$150,000</u>
-----Traffic Control-----						
Main St/Green Bay Rd.	\$7,000	\$7,000	\$0	\$0	\$0	\$7,000
	<u>\$7,000</u>	<u>\$7,000</u>	<u>\$0</u>	<u>\$0</u>	<u>\$0</u>	<u>\$7,000</u>
Total Traffic Control	<u>\$7,000</u>	<u>\$7,000</u>	<u>\$0</u>	<u>\$0</u>	<u>\$0</u>	<u>\$7,000</u>
GRAND TOTAL	<u>\$1,741,000</u>	<u>\$1,741,000</u>	<u>\$0</u>	<u>\$945,126</u>	<u>\$945,126</u>	<u>\$795,874</u>
RESOURCES	ADOPTED BUDGET	ADJUSTED BUDGET	RECEIPTS	BALANCE EXPECTED	TOTAL EXPECTED	EXCESS/ SHORTFALL
Capital Borrowing Proceeds	\$1,341,000	\$1,341,000	\$1,341,000	\$0	\$1,341,000	\$0
Reserves	\$400,000	\$400,000	\$400,000	\$0	\$400,000	\$0
TOTAL RESOURCES	<u>\$1,741,000</u>	<u>\$1,741,000</u>	<u>\$1,741,000</u>	<u>\$0</u>	<u>\$1,741,000</u>	<u>\$0</u>

NET BALANCE IS: \$795,874

**CITY OF NEENAH
2017 CAPITAL IMPROVEMENTS PROGRAM BUDGET STATUS
March 31, 2017**

<u>Westside Business Corridor</u> ---- T.I.D. #7 ----	<u>ADOPTED BUDGET</u>	<u>ADJUSTED BUDGET</u>	<u>EXPENDED</u>	---- OBLIGATED TO DATE ----		<u>REMAINING BALANCE</u>
				<u>CONTRACT/ PURCHASE ORDER BALANCE</u>	<u>TOTAL</u>	
Fox Cities Ignite Marketing	\$25,000	\$25,000	\$25,000	\$0	\$25,000	\$0
Cameron Circle	\$6,000	\$6,000	\$0	\$0	\$0	\$6,000
Cecil Street Overpass	\$75,000	\$75,000	\$0	\$0	\$0	\$75,000
Bridgewood Trail Paving	17,000	17,000	0	16,003	16,003	997
Total Construction	<u>\$123,000</u>	<u>\$123,000</u>	<u>\$25,000</u>	<u>\$16,003</u>	<u>\$41,003</u>	<u>\$81,997</u>
Planning/Project Support	\$10,000	\$10,000	\$7,269	\$0	\$7,269	\$2,731
Total Planning/Project Support	<u>\$10,000</u>	<u>\$10,000</u>	<u>\$7,269</u>	<u>\$0</u>	<u>\$7,269</u>	<u>\$2,731</u>
Total Westside Business Corridor	<u>\$133,000</u>	<u>\$133,000</u>	<u>\$32,269</u>	<u>\$16,003</u>	<u>\$48,272</u>	<u>\$84,728</u>

<u>RESOURCES</u>	<u>ADOPTED BUDGET</u>	<u>ADJUSTED BUDGET</u>	<u>RECEIPTS</u>	<u>BALANCE EXPECTED</u>	<u>TOTAL EXPECTED</u>	<u>EXCESS/ SHORTFALL</u>
Reserves	\$133,000	\$133,000	\$133,000	\$0	\$133,000	\$0
TOTAL RESOURCES	<u>\$133,000</u>	<u>\$133,000</u>	<u>\$133,000</u>	<u>\$0</u>	<u>\$133,000</u>	<u>\$0</u>

FINANCE
5/30/2017

NET BALANCE IS:

\$84,728

**CITY OF NEENAH
2017 CAPITAL IMPROVEMENTS PROGRAM BUDGET STATUS
March 31, 2017**

---- T.I.D. #8 ----	<u>ADOPTED BUDGET</u>	<u>ADJUSTED BUDGET</u>	<u>EXPENDED</u>	---- OBLIGATED TO DATE ---- <u>CONTRACT/ PURCHASE ORDER BALANCE</u>	<u>TOTAL</u>	<u>REMAINING BALANCE</u>
<u>Doty Island/Neenah Riverwalk</u>						
North Riverwalk Resoration	\$25,000	\$0	\$0	\$0	\$0	\$0
Total Construction	<u>\$25,000</u>	<u>\$0</u>	<u>\$0</u>	<u>\$0</u>	<u>\$0</u>	<u>\$0</u>
Planning/Project Support	10,000	969	0	0	0	969
Total Planning/Project Support	<u>10,000</u>	<u>969</u>	<u>0</u>	<u>0</u>	<u>0</u>	<u>969</u>
Total TIF #8	<u>\$35,000</u>	<u>\$969</u>	<u>\$0</u>	<u>\$0</u>	<u>\$0</u>	<u>\$969</u>
<u>RESOURCES</u>	<u>ADOPTED BUDGET</u>	<u>ADJUSTED BUDGET</u>	<u>RECEIPTS</u>	<u>BALANCE EXPECTED</u>	<u>TOTAL EXPECTED</u>	<u>EXCESS/ SHORTFALL</u>
Capital Borrowing Proceeds	\$35,000	\$969	\$969	\$0	\$969	\$0
TOTAL RESOURCES	<u>\$35,000</u>	<u>\$969</u>	<u>\$969</u>	<u>\$0</u>	<u>\$969</u>	<u>\$0</u>
 				NET BALANCE IS:		<u>\$969</u>

FINANCE
5/30/2017

**CITY OF NEENAH
2017 CAPITAL IMPROVEMENTS PROGRAM BUDGET STATUS
March 31, 2017**

---- T.I.D. #9 ----	<u>ADOPTED BUDGET</u>	<u>ADJUSTED BUDGET</u>	<u>EXPENDED</u>	---- OBLIGATED TO DATE ---- <u>CONTRACT/ PURCHASE ORDER BALANCE</u>	<u>TOTAL</u>	<u>REMAINING BALANCE</u>
<u>US Hwy 41 Industrial Corridor</u>						
Land Assemblage	\$700,000	\$700,000	\$3,598	\$0	\$3,598	\$696,402
Neenah Sign	\$100,000	\$100,000	\$0	\$0	\$0	\$100,000
Total Riverwalk Zone Amendment Area	\$800,000	\$800,000	\$3,598	\$0	\$3,598	\$796,402
Planning/Project Support	\$15,000	\$15,000	\$0	\$0	\$0	\$15,000
Total Planning/Project Support	\$15,000	\$15,000	\$0	\$0	\$0	\$15,000
Total TIF #9	\$815,000	\$815,000	\$3,598	\$0	\$3,598	\$811,402
 <u>RESOURCES</u>						
Capitla Borrowing Proceeds	\$815,000	\$815,000	\$815,000	\$0	\$815,000	\$0
TOTAL RESOURCES	\$815,000	\$815,000	\$815,000	\$0	\$815,000	\$0
FINANCE 5/30/2017				NET BALANCE IS:	\$811,402	

**CITY OF NEENAH
2017 CAPITAL IMPROVEMENTS PROGRAM BUDGET STATUS
March 31, 2017**

---- T.I.D. #10 ----	<u>ADOPTED BUDGET</u>	<u>ADJUSTED BUDGET</u>	<u>EXPENDED</u>	---- OBLIGATED TO DATE ---- <u>CONTRACT/ PURCHASE ORDER BALANCE</u>	<u>TOTAL</u>	<u>REMAINING BALANCE</u>
<u>Near Downtown District</u>						
Land Assemblage	\$150,000	\$150,000	\$0	\$0	\$0	\$150,000
Arrowhead Park	\$75,000	\$75,000	\$0	\$0	\$0	\$75,000
Downtown Traffic Study	\$50,000	\$50,000	\$0	\$0	\$0	\$50,000
Warehouse-Downtown Parking	900,000	900,000	0	276,999	276,999	623,001
Total Riverwalk Zone Amendment Area	<u>\$1,175,000</u>	<u>\$1,175,000</u>	<u>\$0</u>	<u>\$276,999</u>	<u>\$276,999</u>	<u>\$898,001</u>
Planning/Project Support	<u>\$15,000</u>	<u>\$15,000</u>	<u>\$0</u>	<u>\$0</u>	<u>\$0</u>	<u>\$15,000</u>
Total Planning/Project Support	<u>\$15,000</u>	<u>\$15,000</u>	<u>\$0</u>	<u>\$0</u>	<u>\$0</u>	<u>\$15,000</u>
Total TIF #10	<u><u>\$1,190,000</u></u>	<u><u>\$1,190,000</u></u>	<u><u>\$0</u></u>	<u><u>\$276,999</u></u>	<u><u>\$276,999</u></u>	<u><u>\$913,001</u></u>
 <u>RESOURCES</u>						
	<u>ADOPTED BUDGET</u>	<u>ADJUSTED BUDGET</u>	<u>RECEIPTS</u>	<u>BALANCE EXPECTED</u>	<u>TOTAL EXPECTED</u>	<u>EXCESS/ SHORTFALL</u>
Capital Borrowing Proceeds	\$1,190,000	\$1,190,000	\$1,190,000	\$0	\$1,190,000	\$0
TOTAL RESOURCES	<u><u>\$1,190,000</u></u>	<u><u>\$1,190,000</u></u>	<u><u>\$1,190,000</u></u>	<u><u>\$0</u></u>	<u><u>\$1,190,000</u></u>	<u><u>\$0</u></u>
 FINANCE				 NET BALANCE IS:		 <u><u>\$913,001</u></u>

**CITY OF NEENAH
2017 CAPITAL IMPROVEMENTS PROGRAM BUDGET STATUS
March 31, 2017**

---- T.I.D. #11 ----	<u>ADOPTED BUDGET</u>	<u>ADJUSTED BUDGET</u>	<u>EXPENDED</u>	---- OBLIGATED TO DATE ---- <u>CONTRACT/ PURCHASE ORDER BALANCE</u>	<u>TOTAL</u>	<u>REMAINING BALANCE</u>
<u>Pendleton Area Development</u>						
Planning/Project Support	\$15,000	\$15,000	\$0	\$0	\$0	\$15,000
Total Planning/Project Support	\$15,000	\$15,000	\$0	\$0	\$0	\$15,000
Total TIF #11	\$15,000	\$15,000	\$0	\$0	\$0	\$15,000
<u>RESOURCES</u>	<u>ADOPTED BUDGET</u>	<u>ADJUSTED BUDGET</u>	<u>RECEIPTS</u>	<u>BALANCE EXPECTED</u>	<u>TOTAL EXPECTED</u>	<u>EXCESS/ SHORTFALL</u>
Capital Borrowing Proceeds	\$15,000	\$15,000	\$15,000	\$0	\$15,000	\$0
TOTAL RESOURCES	\$15,000	\$15,000	\$15,000	\$0	\$15,000	\$0
 				NET BALANCE IS:		\$15,000
 				FINANCE		\$15,000

**CITY OF NEENAH
2017 CAPITAL IMPROVEMENTS PROGRAM BUDGET STATUS
March 31, 2017**

<u>FACILITIES</u>	<u>ADOPTED BUDGET</u>	<u>ADJUSTED BUDGET</u>	<u>EXPENDED</u>	---- OBLIGATED TO DATE ----		<u>REMAINING BALANCE</u>
				<u>PURCHASE ORDER BALANCE</u>	<u>TOTAL</u>	
Municipal Building						
Replace Skylight Pane	\$15,000	\$15,000	\$0	\$0	\$0	\$15,000
Police						
Joint Training Facility Upgrade	\$17,500	\$17,500	\$0	\$0	\$0	\$17,500
Bergstrom-Mahler Museum						
Annual Subsidy	\$20,000	\$20,000	\$0	\$0	\$0	\$20,000
Public Works Equipment						
Tullar Garage Overhead Door	\$10,000	\$10,000	\$3,913	\$0	\$3,913	\$6,087
Steel Structure Repair	25,000	25,000	0	0	0	25,000
Replace Joint Caulking	40,000	40,000	0	0	0	40,000
Training Center	40,000	40,000	27,291	0	27,291	12,709
Total Public Works Garages-Ramp	<u>\$115,000</u>	<u>\$115,000</u>	<u>\$31,204</u>	<u>\$0</u>	<u>\$31,204</u>	<u>\$83,796</u>
Parks and Recreation						
Washington Park Plan - Phase 1	\$815,000	\$815,000	\$53,528	\$49,013	102,541	\$712,459
Playground Equipment-Carpenter	90,000	90,000	0	0	0	90,000
Playground Equipment-Castle Oak	10,000	10,000	0	0	0	10,000
Total Parks and Recreation	<u>\$915,000</u>	<u>\$915,000</u>	<u>\$53,528</u>	<u>\$49,013</u>	<u>\$102,541</u>	<u>\$812,459</u>
Library						
Replace Bathrom Counters	\$20,000	\$20,000	\$0	\$0	\$0	\$20,000
Oak Hill Cemetery						
Inventory/Maintenance Software	\$50,000	\$50,000	\$0	\$0	\$0	\$50,000
TOTAL FACILITIES	<u>\$1,152,500</u>	<u>\$1,152,500</u>	<u>\$84,732</u>	<u>\$49,013</u>	<u>\$133,745</u>	<u>\$1,018,755</u>

<u>RESOURCES</u>	<u>ADOPTED BUDGET</u>	<u>ADJUSTED BUDGET</u>	<u>RECEIPTS</u>	<u>BALANCE EXPECTED</u>	<u>TOTAL EXPECTED</u>	<u>EXCESS/ SHORTFALL</u>
Capital Borrowing Proceeds	1,152,500	1,152,500	1,152,500	\$0	\$1,152,500	\$0
TOTAL RESOURCES	<u>1,152,500</u>	<u>1,152,500</u>	<u>1,152,500</u>	<u>\$0</u>	<u>\$1,152,500</u>	<u>\$0</u>

NET BALANCE IS: \$1,018,755

**CITY OF NEENAH
2017 CAPITAL EQUIPMENT PROGRAM
March 31, 2017**

EQUIPMENT	ADOPTED BUDGET	ADJUSTED BUDGET	EXPENDED	--- OBLIGATED TO DATE ---		REMAINING BALANCE	
				CONTRACT/ PURCHASE ORDER BALANCE	TOTAL		
Information Systems							
ERP Suite	\$125,000	\$125,000	\$0	\$0	\$0	\$125,000	011-1761-743-8114
ERP Suite-Utility Billing	150,000	\$150,000	0	0	0	150,000	011-1762-743-8114
IBM Cognos BI	41,000	\$41,000	0	0	0	41,000	011-1763-743-8114
RDX/Citrix Server Upgrade	27,400	\$27,400	0	0	0	27,400	011-1764-743-8114
Aristotle Insight	13,800	13,800	0	0	0	13,800	011-1765-743-8114
Total Information Systems	\$357,200	\$357,200	\$0	\$0	\$0	\$357,200	
Police Department:							
In-Car Video Systems (2)	\$13,000	\$13,000	\$0	\$0	\$0	\$13,000	011-2124-743-8133
Auto License Plate Reader	23,000	\$23,000	0	0	0	23,000	011-2126-743-8133
SCOUT Radio Alarm	4,300	\$4,300	0	0	0	4,300	011-2128-743-8133
Remote Video Surveillance	5,000	\$5,000	0	0	0	5,000	011-2129-743-8133
Drone	2,500	\$2,500	0	0	0	2,500	011-2130-743-8133
Total Police Department	\$47,800	\$47,800	\$0	\$0	\$0	\$47,800	
Neenah-Menasha Fire Rescue							
Burn Building Upgrade	11,860	11,860	0	0	0	11,860	011-2373-743-8117
SUV - Asst Fire Chief	20,760	20,760	0	0	0	20,760	011-2375-743-8105
Dive Suits (4)	\$11,860	11,860	\$0	\$0	\$0	\$11,860	011-2376-743-8133
Major Equipment Purchases	\$14,820	\$14,820	\$0	\$0	\$0	\$14,820	011-2377-743-8133
Total Neenah-Menasha Fire Rescue	\$59,300	\$59,300	\$0	\$0	\$0	\$59,300	
Public Works							
Replace Plow/Salter (#8A)	\$222,000	\$222,000	\$0	\$0	\$0	\$222,000	011-7549-743-8105
Full Tilt Trailer	6,500	\$6,500	0	0	0	6,500	011-7554-743-8133
Hot Box (#49)	32,000	\$32,000	0	0	0	32,000	011-7556-743-8105
Half-Ton Pickup Truck (1L)	32,000	\$32,000	0	25,740	25,740	6,260	011-7557-743-8105
Half-Ton Pickup Truck (1D)	32,000	\$32,000	0	25,740	25,740	6,260	011-7558-743-8105
Replace Vac All (#37)	280,000	280,000	0	0	0	280,000	011-7559-743-8105
Total Public Works	\$604,500	\$604,500	\$0	\$51,480	\$51,480	\$553,020	
Parks and Recreation							
Replace John Deer Mower LM2	\$95,000	\$95,000	\$0	\$89,993	\$89,993	\$5,007	011-8878-743-8113
Replace Pickup Truck (#4)	30,000	30,000	0	20,886	20,886	9,114	011-8879-743-8105
Total Park and Recreation	\$125,000	\$125,000	\$0	\$110,879	\$110,879	\$14,121	
Community Development							
Inspection/Assessor Vehicle	\$17,500	\$17,500	\$0	\$15,348	\$15,348	\$2,152	011-9333-743-8105
Library							
Carpet Cleaner	\$13,000	\$13,000	\$0	\$0	\$0	\$13,000	011-9582-743-8133
Oak Hill Cemetery							
Replace Kubota Mower LMB	\$18,000	\$18,000	\$0	\$0	\$0	\$18,000	011-9754-743-8133
Snow Plow-2016 Truck	\$7,000	\$7,000	\$6,610	\$0	\$6,610	\$390	011-9755-743-8133
	25,000	25,000	6,610	-	6,610	18,390	
TOTAL EQUIPMENT	\$1,249,300	\$1,249,300	\$6,610	\$162,359	\$168,969	\$1,031,831	

RESOURCES	ADOPTED BUDGET	ADJUSTED BUDGET	RECEIPTS	BALANCE EXPECTED	TOTAL EXPECTED	EXCESS/ SHORTFALL
Capital Borrowing Proceeds	\$ 1,249,300	\$ 1,249,300	\$ 1,249,300	\$ -	\$ 1,249,300	\$ -
Phone System Revenue	\$ -	\$ -	\$ 4,660	\$ -	\$ 4,660	\$ 4,660
TOTAL RESOURCES	\$ 1,249,300	\$ 1,249,300	\$ 1,253,960	\$ -	\$ 1,253,960	\$ 4,660

NET BALANCE IS: \$1,036,491

**CITY OF NEENAH
2017 CAPITAL IMPROVEMENTS PROGRAM BUDGET STATUS
March 31, 2017**

Sanitary and Storm Sewer PROJECTS	ADOPTED BUDGET	ADJUSTED BUDGET	EXPENDED	---- OBLIGATED TO DATE ----		REMAINING BALANCE
				PURCHASE ORDER BALANCE	TOTAL	
----- UTILITIES -----						
Existing Sewer System:						
<u>Sanitary Sewer</u>						
Various Repairs & Replacement	\$250,000	\$250,000	\$0	\$0	\$0	\$250,000
Lift Station Upgrades	30,000	30,000	22,662	0	22,662	7,338
Comprehensive Evaluation	30,000	30,000	0	0	0	30,000
Pavement Repairs	20,000	20,000	0	0	0	20,000
Cecil (Henry-Congress)	260,000	260,000	1,325	114,261	115,586	144,414
Cleveland (Reddin-Zemlock)	85,800	85,800	0	81,487	81,487	4,313
Edward (Western-John)	68,250	68,250	0	67,144	67,144	1,106
Helen (Western-John)	68,250	68,250	0	66,964	66,964	1,286
Higgins (Haylett-Cecil)	70,200	70,200	0	897	897	69,303
Sub Total Sanitary Sewer	<u>\$882,500</u>	<u>\$882,500</u>	<u>\$23,987</u>	<u>\$330,753</u>	<u>\$354,740</u>	<u>\$527,760</u>
<u>Storm Sewer</u>						
Mini Storm Sewer Various	\$5,000	\$5,000	\$0	\$0	\$0	\$5,000
Miscellaneous Repairs Various Locations	178,000	178,000	0	39,999	39,999	138,001
Developer Reimbursement	50,000	50,000	0	0	0	50,000
Cecil (Henry-Congress)	200,000	200,000	0	146,736	146,736	53,264
Pavement Repair	40,000	40,000	0	0	0	40,000
Detention Ponds	100,000	100,000	0	0	0	100,000
Replace Vac All (#37)	210,000	210,000	0	0	0	210,000
Sub Total Storm Sewer	<u>\$783,000</u>	<u>\$783,000</u>	<u>\$0</u>	<u>\$186,735</u>	<u>\$186,735</u>	<u>\$596,265</u>
TOTAL UTILITIES	<u>\$1,665,500</u>	<u>\$1,665,500</u>	<u>\$23,987</u>	<u>\$517,488</u>	<u>\$541,475</u>	<u>\$1,124,025</u>
RESOURCES						
	<u>ADOPTED BUDGET</u>	<u>ADJUSTED BUDGET</u>	<u>RECEIPTS</u>	<u>BALANCE EXPECTED</u>	<u>TOTAL EXPECTED</u>	<u>EXCESS/ SHORTFALL</u>
Capital Borrowing Proceeds	\$1,665,500	\$1,665,500	\$1,665,500	\$0	\$1,665,500	\$0
TOTAL RESOURCES	<u>\$1,665,500</u>	<u>\$1,665,500</u>	<u>\$1,665,500</u>	<u>\$0</u>	<u>\$1,665,500</u>	<u>\$0</u>
				NET BALANCE IS:		<u>\$1,124,025</u>

**CITY OF NEENAH
SEWER UTILITY FUNDS
March 31, 2017**

	Sewer Operating Fund		Sewer Capital Fund		Total Sewer Operating and Capital Funds			
	1st Qtr. Actual	2017 YTD Total	1st Qtr. Actual	2017 YTD Total	1st Qtr. Actual	2017 YTD Total	2017 Budget	2016 YTD Total
REVENUES								
User Fees	\$539,016	\$539,016	\$225,958	\$225,958	\$764,974	\$764,974	\$2,990,407	\$749,712
Indust. Load Charges	263,637	263,637	110,518	110,518	374,155	374,155	1,253,593	256,579
Courtney Place	6,309	6,309	0	0	6,309	6,309	26,000	6,267
Interest on Investments	2,692	2,692	0	0	2,692	2,692	11,000	1,563
Adjust Investments to Market	0	0	0	0	0	0	0	0
Indust. Wastewater Sampling	6,822	6,822	0	0	6,822	6,822	30,000	7,105
Deferred Hook-up Charges	1,840	1,840	0	0	1,840	1,840	12,500	3,831
Sewer Mains & Laterals	0	0	0	0	0	0	12,500	3,648
Proceeds from Borrowing	0	0	885,000	885,000	885,000	885,000	882,500	0
Miscellaneous Revenue	5,164	5,164	0	0	5,164	5,164	45,000	5,452
						0		0
Total Revenue	\$ 825,480	\$825,480	\$1,221,476	\$ 1,221,476	\$ 2,046,956	\$ 2,046,956	\$5,263,500	\$ 1,034,157
EXPENDITURES								
Wastewater Treatment	\$396,826	\$396,826	\$151,078	\$151,078	\$547,904	\$547,904	\$2,325,430	\$610,906
Transp. System/ Maintenance	100,790	100,790	0	0	100,790	100,790	329,370	94,353
Admin./Engineering Services	112,343	112,343	0	0	112,343	112,343	523,160	109,765
Water Utility Payment and Other Expenses	14,540	14,540	0	0	14,540	14,540	268,000	13,794
Indust. Wastewater Sampling	2,274	2,274	0	0	2,274	2,274	30,000	2,637
Legal/Misc. Services	3,645	3,645	0	0	3,645	3,645	15,000	1,039
Capital Expense	0	0	23,987	23,987	23,987	23,987	882,500	139,586
Debt Service Payment	66,959	66,959	1,030,281	1,030,281	1,097,240	1,097,240	1,153,350	1,009,570
Total Expenditures	\$697,377	\$697,377	\$1,205,346	\$1,205,346	\$1,902,723	\$1,902,723	\$5,526,810	\$1,981,650
Net Revenue Over (Under) Expenditures	\$ 128,103	\$ 128,103	\$ 16,130	\$ 16,130	\$ 144,233	\$ 144,233	(\$263,310)	\$ (947,493)

CITY OF NEENAH
Storm Water Utility
March 31, 2017

	<u>1st Qtr Actual</u>	<u>2017 YTD Total</u>	<u>2017 Budget</u>	<u>2016 YTD Total</u>
REVENUES				
Utility Charges to Property Owners	\$424,483	\$424,483	1,690,000	\$423,430
Permit Fees	2,177	2,177	\$12,000	2,911
Interest	4,601	4,601	14,000	2,001
Def. Sewer Hook-Up Charge	0	0	2,000	5,061
Grants	0	0	0	0
Payments -In-Lieu of Improvements	0	0	0	0
Proceeds from Borrowing	735,000	735,000	733,000	0
Miscellaneous Revenues	2,220	2,220	16,650	2,176
Total Revenue	<u>\$1,168,481</u>	<u>\$1,168,481</u>	<u>\$2,467,650</u>	<u>\$435,579</u>
EXPENDITURES				
Storm Sewer Operations	\$30,521	\$30,521	\$172,000	\$24,178
TV Sewers Inspection/Sealing	2,083	2,083	12,030	0
Slough Control	0	0	5,080	1,463
Street Cleaning	15,615	15,615	164,840	13,898
Snow Hauling	54,376	54,376	158,200	149,197
Erosion Control Inspection	10,344	10,344	39,610	9,178
Detention pond	2,207	2,207	90,210	1,957
Leaf Collection	1,316	1,316	147,250	46
Cost of Monthly Billings	14,540	14,540	63,820	13,794
Debt Service Payment	34,441	34,441	698,300	555,485
City Support/Overhead	103,278	103,278	413,110	97,718
Capital Projects	0	0	783,000	0
	<u>\$268,721</u>	<u>\$268,721</u>	<u>\$2,747,450</u>	<u>\$866,914</u>
Net Revenue Over (Under) Expenditures	<u>\$899,760</u>	<u>\$899,760</u>	<u>(\$279,800)</u>	<u>(\$431,335)</u>

**CITY OF NEENAH
PARKING UTILITY FUND
March 31, 2017**

	1st Quarter 2017				Year To Date 2017					
	Meter & Lots	Ramp & Other	Enforcement	Totals	Meter & Lots	Ramp & Other	Enforcement	Totals	Annual Budget	2016 YTD
REVENUES										
Parking Meters	\$267	\$0	\$0	\$267	\$267	\$0	\$0	\$267	\$0	\$510
Permits	58,490	21,413	0	79,903	58,490	21,413	0	79,903	204,080	80,764
Fines	0	0	27,248	27,248	0	0	27,248	27,248	125,700	23,600
Additional Revenue	0	0	0	0	0	0	0	0	0	14
Total Revenue	\$58,757	\$21,413	\$27,248	\$107,418	\$58,757	\$21,413	\$27,248	\$107,418	\$329,780	\$104,888
EXPENDITURES										
Enforcement	\$0	\$0	\$2,293	\$2,293	\$0	\$0	\$2,293	\$2,293	\$50,030	\$9,562
Parking Meters	315	0	0	315	315	0	0	315	0	100
Parking lots	31,158	0	0	31,158	31,158	0	0	31,158	77,990	26,387
Parking Ramp - Canal	0	30,648	0	30,648	0	30,648	0	30,648	121,500	24,305
Sales Tax	1,389	952	0	2,341	1,389	952	0	2,341	10,160	0
Administrative & Misc	10,439	10,439	10,440	31,318	10,439	10,439	10,440	31,318	125,270	34,556
Total Expenditures	\$43,301	\$42,039	\$12,733	\$98,073	\$43,301	\$42,039	\$12,733	\$98,073	\$384,950	\$94,910
Net Revenue Over (Under) Expenditures	\$15,456	(\$20,626)	\$14,515	\$9,345	\$15,456	(\$20,626)	\$14,515	\$9,345	(\$55,170)	\$9,978
NON-OPERATING REVENUES (EXPENDITURES)										
Property Tax								\$0	\$0	\$20,000
Total Non-operating Revenue (Expenditures)								\$0	\$0	\$20,000
Net Revenue Over (Under) Expenditures								\$9,345	(\$55,170)	\$29,978
Pension Adjustment										
1/1/17 Fund Balance								\$84,653	\$84,653	\$177,606
<hr/>										
3/31/17 Total Fund Balance								93,998	29,483	207,584

NOTE: Excludes Depreciation Expense and Certain Liabilities.

**CITY OF NEENAH
RECYCLING FUND
March 31, 2017**

	<u>1st Qtr Actual</u>	<u>2017 YTD Total</u>	<u>2017 Budget</u>	<u>2016 YTD Total</u>
REVENUES				
State Grants	\$0	\$0	\$192,080	\$0
County Reimbursements	0	0	8,000	0
Program Revenue	1,834	1,834	12,000	202
Recycling Fee	327,709	327,709	333,000	326,116
Total Revenue	<u>\$329,543</u>	<u>\$329,543</u>	<u>\$545,080</u>	<u>\$326,318</u>
EXPENDITURES				
Curbside collection	\$74,957	\$74,957	\$250,790	\$56,386
Drop Off Site Collection	5,107	5,107	67,480	5,330
Administration & Public Information	0	0	3,060	0
Yard Waste	17,819	17,819	196,200	13,846
Transfer to General Fund for Adm.	5,500	5,500	22,000	5,500
Total Expenditures	<u>\$103,383</u>	<u>\$103,383</u>	<u>\$539,530</u>	<u>\$81,062</u>
Net Revenue Over (Under) Expenditures	<u>\$226,160</u>	<u>\$226,160</u>	<u>\$5,550</u>	<u>\$245,256</u>
Opening Accumulated Available Funds		\$174,261	\$174,261	\$169,884
Net Current Available Funds		<u>\$400,421</u>	<u>\$179,811</u>	<u>\$415,140</u>

CITY OF NEENAH
Fleet Maintenance Fund
March 31, 2017

	<u>1st Qtr.</u> <u>Actual</u>	<u>2017 YTD</u> <u>Total</u>	<u>2017</u> <u>Budget</u>	<u>2016 YTD</u> <u>Total</u>
<u>REVENUES</u>				
Vehicle Maintenance Charge	\$201,423	\$201,423	\$624,130	\$172,077
Fuel Revenue	2,788	2,788	10,500	2,920
Total Revenue	<u>\$204,211</u>	<u>\$204,211</u>	<u>\$634,630</u>	<u>\$174,997</u>
<u>EXPENDITURES</u>				
Personnel Services	\$99,065	\$99,065	\$451,240	\$97,199
Contractual Services	10,699	10,699	41,850	8,449
Supplies & Materials	44,993	44,993	132,300	23,718
Other	0	0	0	0
Transfer to General Fund	0	0	10,000	0
	<u>\$154,757</u>	<u>\$154,757</u>	<u>\$635,390</u>	<u>\$129,366</u>
Net Revenue Over (Under) Expenditures	<u>\$49,454</u>	<u>\$49,454</u>	<u>(\$760)</u>	<u>\$45,631</u>

FINANCE
5/30/2017

Joint Municipal Court Fund
March 31, 2017

	<u>1st Qrt</u> <u>Actual</u>	<u>2017 YTD</u> <u>Total</u>	<u>2016</u> <u>Budget</u>	<u>2016 YTD</u> <u>Total</u>
Revenues				
Neenah Court Fines	\$59,928	\$59,928	\$235,500	\$57,127
Menasha Court Fines	38,363	38,363	211,500	48,235
Warrant Fees	6,457	6,457	18,000	5,360
Other Fees	996	996	3,200	570
Witness Fees	16	16	400	16
Miscellaeous Revenue	<u>0</u>	<u>0</u>	<u>0</u>	<u>0</u>
Total Revenues	\$105,760	\$105,760	\$468,600	\$111,308
Expenditures				
Personal Services	\$26,012	\$26,012	\$104,790	\$22,905
Contracted Services	8,621	8,621	19,550	8,532
Supplies and Materials	315	315	750	245
Witness Fees	32	32	300	16
Capitlay Outlay	0	0	0	395
Interest	347	347	400	128
Court Fine Reimbursement	<u>75,515</u>	<u>75,515</u>	<u>305,690</u>	<u>82,481</u>
	\$110,842	\$110,842	\$75,515	\$114,702
Net Revenue Over				
(Under) Expenditures	<u><u>(\$5,082)</u></u>	<u><u>(\$5,082)</u></u>	<u><u>\$393,085</u></u>	<u><u>(\$3,394)</u></u>

**INFORMATION SYSTEMS
INTERNAL SERVICE FUND
March 31, 2017**

	<u>1st Qrt Actual</u>	<u>2017 YTD Total</u>	<u>2017 Budget</u>	<u>2016 YTD Total</u>
Revenues				
Printer/Copy Charges	\$8,587	\$8,587	\$35,000	\$0
I S Service Charges	193,580	193,580	779,520	192,680
Miscellaneous Charges	<u>0</u>	<u>0</u>	<u>4,040</u>	<u>48</u>
Total Revenues	<u>\$202,167</u>	<u>\$202,167</u>	<u>\$818,560</u>	<u>\$192,728</u>
Expenditures				
Personal Services	\$122,001	\$122,001	\$579,060	\$120,035
Contracted Services	40,889	40,889	150,160	34,330
Supplies and Materials	1,082	1,082	5,510	366
Capital Outlay	599	599	20,500	2,579
Transfer to General Fund	<u>16,250</u>	<u>16,250</u>	<u>65,000</u>	<u>0</u>
	<u>\$180,821</u>	<u>\$180,821</u>	<u>\$820,230</u>	<u>\$157,310</u>
Net Revenue Over (Under) Expenditures	<u><u>\$21,346</u></u>	<u><u>\$21,346</u></u>	<u><u>(\$1,670)</u></u>	<u><u>\$35,418</u></u>

CITY OF NEENAH
TIF #5 (DOWNTOWN BUSINESS DISTRICT)
March 31, 2017

DESCRIPTION	CUMULATIVE ACTUAL @ DEC. 31 2016	Y-T-D THROUGH MAR. 31 2017	BUDGETED THROUGH DEC. 31 2017	CUMULATIVE TWENTY-FIVE YEARS ACTUAL THRU 3/31/17	CUMULATIVE TWENTY-FIVE YEARS TID PLAN THRU 2017
REVENUES:					
Property Tax Increment	\$9,318,507	\$263,832	\$421,251	\$9,582,339	\$10,868,496
Property Value short Fall	253,238	0	0	253,238	0
Capital Borrowing	7,192,204	0	0	7,192,204	7,637,000
Land Sales	150,000	0	0	150,000	150,000
Transfer from Other TID Funds	25,000	0	0	25,000	0
Transfer from Trust Funds	161,871	0	0	161,871	0
Grants	4,590	0	0	4,590	0
Interest Income/Misc	206,248	0	1,000	206,248	267,939
TOTAL REVENUES	\$17,311,658	\$263,832	\$422,251	\$17,575,490	\$18,923,435
EXPENDITURES:					
Direct Development Costs	\$8,158,249	\$0	\$0	\$8,158,249	\$7,633,524
Land Sale Preparation	2,195	0	0	2,195	Inc.
Developer Increment Reimbursement	4,088	0	0	4,088	0
Debt Service - Principal	5,815,980	315,240	315,240	6,131,220	6,507,104
Debt Service - Interest	1,740,745	19,054	33,711	1,759,799	2,176,456
Administrative Costs	909,000	18,586	70,000	927,586	504,000
Promotion & Marketing	82,459	0	0	82,459	239,284
Sundry Costs	909,593	0	2,000	909,593	23,849
TOTAL EXPENDITURES	\$17,622,309	\$352,880	\$420,951	\$17,975,189	\$17,084,217
Net Revenue Over (Under) Expenditures	(\$310,651)	(\$89,048)	\$1,300	(\$399,699)	\$1,839,218

LONG TERM OUTSTANDING DEBT FOR THIS DISTRICT

ISSUE	ORIGINAL ISSUE	PD PRIOR 3/31/17	OUTSTANDING 3/31/17	BALANCE DUE 2017	OUTSTANDING 12/31/17
1993 Promissory Note	\$2,625,000	\$2,625,000	\$0	\$0	\$0
1994 Promissory Note	55,000	55,000	0	0	0
1995 Promissory Note (Refunded 2001)	40,000	40,000	0	0	0
1997 Promissory Note (Refunded 2003)	7,000	7,000	0	0	0
1998 Promissory Note (Refunded 2004B)	501,000	501,000	0	0	0
1998 Refunding Note	130,000	130,000	0	0	0
1999 Promissory Note (Refunded 2004A)	150,000	150,000	0	0	0
2001 Promissory Note (Refunded 2008B)	40,000	40,000	0	0	0
2001 Refunding Note	30,000	30,000	0	0	0
2002 Promissory Note	140,000	140,000	0	0	0
2003 Promissory Note	75,000	75,000	0	0	0
2003 Refunding Note	186,000	186,000	0	0	0
2004A Refunding Note	485,000	485,000	0	0	0
2004B Refunding Note	659,000	659,000	0	0	0
2005 Promissory Note (Refunded 2012/15)	19,890	19,890	0	0	0
2006 Promissory Note (Refunded 2012/2013)	131,544	131,544	0	0	0
2007 Promissory Note (Refunded 2015)	104,960	104,960	0	0	0
2008A Promissory Note(Refunded 2013)	82,413	82,413	0	0	0
2008B Refunding Note	105,000	105,000	0	0	0
2009 Promissory Note	15,000	15,000	0	0	0
2009 Refunding Note	38,124	38,124	0	0	0
2010 Refunding Note	540,000	205,000	335,000	0	335,000
2011 Promissory Note	75,000	0	75,000	0	75,000
2012 Promissory Note	360,000	85,000	275,000	0	275,000
2012 Refunding	87,213	6,150	81,063	0	81,063
2013 Refunding	167,620	138,506	29,114	0	29,114
2013 Promissory Note	240,000	73,263	166,737	0	166,737
2014 Promissory Note	10,000	0	10,000	0	10,000
2015 Promissory Note/Refunding	92,440	3,370	89,070	0	89,070
	<u>\$7,192,204</u>	<u>\$6,131,220</u>	<u>\$1,060,984</u>	<u>\$0</u>	<u>\$1,060,984</u>
			Due to Other Funds		\$399,699
			TOTAL DISTRICT OBLIGATIONS		<u>\$1,460,683</u>

CITY OF NEENAH
TIF #6 (SOUTH PARK INDUSTRIAL CENTER)
March 31, 2017

DESCRIPTION	CUMULATIVE ACTUAL @ DEC. 31, 2016	Y-T-D THROUGH MAR. 31 2017	BUDGETED THROUGH DEC. 31, 2017	CUMULATIVE TWENTY-ONE YEARS ACTUAL THRU 3/31/17	CUMULATIVE TWENTY-ONE YEARS TID PLAN THRU 2017
REVENUES:					
Property Tax Increment	\$4,228,810	\$684,039	\$777,785	\$4,912,849	\$7,220,401
Capital Borrowing	4,477,206	0	0	4,477,206	4,738,836
County Ind. Development Loan	675,000	0	0	675,000	675,000
Indust. Dev. Fund Advance	100,000	0	0	100,000	0
Dept of Transportation	72,597	0	0	72,597	0
Land Sales	724,307	0	0	724,307	0
Interest Income/Misc.	55,729	0	1,000	55,729	0
TOTAL REVENUES	\$10,333,649	\$684,039	\$778,785	\$11,017,688	\$12,634,237
EXPENDITURES:					
Direct Development Costs	\$4,944,603	\$0	\$0	\$4,944,603	\$4,458,836
Land Sale Preparation	107,585	0	0	107,585	Inc.
Debt Service - Principal	3,353,817	295,250	295,250	3,649,067	4,182,308
Debt Service - Interest	1,440,882	24,298	45,776	1,465,180	1,860,855
Administrative Costs	723,000	15,523	52,500	738,523	280,000
Promotion & Marketing	99,565	0	0	99,565	Inc.
Developer Reimbursement	629,999	0	25,200	629,999	0
Sundry Costs	331,329	0	4,000	331,329	Inc.
TOTAL EXPENDITURES	\$11,630,780	\$335,071	\$422,726	\$11,965,851	\$10,781,999
Net Revenue Over (Under) Expenditures	(\$1,297,131)	\$348,968	\$356,059	(\$948,163)	\$1,852,238

LONG TERM OUTSTANDING DEBT FOR THIS DISTRICT

ISSUE	ORIGINAL ISSUE	PD PRIOR 3/31/17	OUTSTANDING 3/31/17	BALANCE DUE 2017	OUTSTANDING 12/31/17
County Ind. Development Loan	\$675,000	\$675,000	\$0	\$0	\$0
1997 Promissory Note (Refunded 2003)	0	0	0	0	0
1998 Promissory Note	49,000	49,000	0	0	0
2001 Promissory Note	30,000	30,000	0	0	0
Indust. Dev. Fund Advance	100,000	100,000	0	0	0
2002 Promissory Note	200,000	200,000	0	0	0
2003 Promissory Note	30,000	30,000	0	0	0
2003 Refunding Note	171,000	171,000	0	0	0
2004 Trust Fund Loan	413,181	413,181	0	0	0
2005 Promissory Note (Refunded 2012/15)	666,315	666,315	0	0	0
2006 Promissory Note (Refunded 2012/2013)	136,416	136,416	-	0	0
2007 Promissory Note (Refunded 2015)	18,040	18,040	-	0	0
2008A Promissory Note (Refunded 2013)	276,687	276,687	0	0	0
2008B Refunding Note	80,000	80,000	0	0	0
2009 Promissory Note	30,000	0	30,000	0	30,000
2009 Refunding Note	55,645	55,645	0	0	0
2010 Refunding Note	30,000	0	30,000	0	30,000
2011 Promissory Note	20,000	5,000	15,000	0	15,000
2012 Promissory Note	10,000	0	10,000	0	10,000
2012 Refunding	357,359	21,960	335,399	0	335,399
2013 Refunding	390,413	211,253	179,160	0	179,160
2013 RefundingM (Trust Loan)	1,030,000	350,000	680,000	0	680,000
2013 Promissory Note	105,000	40,000	65,000	0	65,000
2014 Promissory Note	230,000	60,000	170,000	0	170,000
2015 Promissory Note/Refunding	148,150	59,570	88,580	0	88,580
	\$5,252,206	\$3,649,067	\$1,603,139	\$0	\$1,603,139
			Due to Other Funds		<u>\$948,163</u>
			TOTAL DISTRICT OBLIGATIONS:		<u>\$2,551,302</u>

CITY OF NEENAH
TIF #7 (Westside Business Corridor)
March 31, 2017

<u>DESCRIPTION</u>	<u>CUMULATIVE ACTUAL @ DEC. 31, 2016</u>	<u>Y-T-D THROUGH ACTUAL @ MAR. 31</u>	<u>BUDGETED THROUGH DEC. 31, 2017</u>	<u>CUMULATIVE EIGHTEEN YEARS ACTUAL THRU 3/31/17</u>	<u>CUMULATIVE EIGHTEEN YEARS TID PLAN 2017</u>
REVENUES:					
Property Tax Increment	\$19,216,519	\$1,966,033	\$2,065,866	\$21,182,552	\$23,851,066
Capital Borrowing	22,147,605	0	0	22,147,605	13,145,600
DOT Grant	147,236	0	0	147,236	0
Land Sales	79,767	0	0	79,767	0
Interest Income/Misc.	1,108,743	3,830	1,000	1,112,573	831,613
TOTAL REVENUES	\$42,699,870	\$1,969,863	\$2,066,866	\$44,669,733	\$37,828,279
EXPENDITURES:					
Direct Development Costs	\$17,894,966	\$32,269	\$123,000	\$17,927,235	\$13,225,000
Land Sale Preparation	0	0	0	0	Inc.
Debt Service - Principal	13,615,799	1,015,931	1,015,931	14,631,730	9,690,175
Debt Service - Interest	5,932,419	128,247	239,890	6,060,666	5,270,367
Administrative Costs	1,026,600	27,250	105,000	1,053,850	160,000
Promotion & Marketing	92,451	0	10,000	92,451	Inc.
Developer Reimbursement	285,000	0	95,000	285,000	0
Transfer to Tif # 8	2,293,717	0	609,045	2,293,717	0
Sundry Costs	512,273	0	2,000	512,273	Inc.
TOTAL EXPENDITURES	\$41,653,225	\$1,203,697	\$2,199,866	\$42,856,922	\$28,345,542
Net Revenue Over (Under) Expenditures	\$1,046,645	\$766,166	(\$133,000)	\$1,812,811	\$9,482,737

LONG TERM OUTSTANDING DEBT FOR THIS DISTRICT

<u>ISSUE</u>	<u>ORIGINAL ISSUE</u>	<u>PD PRIOR 3/31/17</u>	<u>OUTSTANDING 3/31/17</u>	<u>BALANCE DUE 2017</u>	<u>OUTSTANDING 12/31/17</u>
2000 Promissory Note (Refunded 2004)	\$442,921	\$442,921	\$0	\$0	\$0
2001 Promissory Note	60,000	60,000	0	0	0
2002 Promissory Note	4,020,000	4,020,000	0	0	0
2003 Promissory Note	743,000	743,000	0	0	0
2004 Refunding Note	1,310,000	1,310,000	0	0	0
2004 Promissory Note	25,000	10,248	14,752	0	14,752
2005 Promissory Note (Refunded 2012/15)	1,814,962	1,814,962	0	0	0
2006 Promissory Note (Refunded 2012/2013)	1,374,600	1,374,600	0	0	0
2007 Promissory Note	1,517,000	1,517,000	0	0	0
2008 Promissory Note(Refunded 2013)	9,500	9,500	0	0	0
2008B Refunding Note	160,000	160,000	0	0	0
2009 Promissory Note	850,000	50,000	800,000	0	800,000
2009 Refunding Note	3,010,920	2,610,920	400,000	0	400,000
2010 Refunding Note	1,735,000	0	1,735,000	0	1,735,000
2011 Promissory Note	10,000	0	10,000	0	10,000
2012 Promissory Note	1,100,000	0	1,100,000	0	1,100,000
2012 Refunding	1,575,567	103,052	1,472,515	0	1,472,515
2013 Refunding	786,935	215,890	571,045	0	571,045
2013 Promissory Note	15,000	0	15,000	0	15,000
2014 Promissory Note	35,000	0	35,000	0	35,000
2015 Promissory Note/Refunding)	1,487,200	184,637	1,302,563	0	1,302,563
2016 Promissory Note	65,000	5,000	60,000	0	60,000
	\$22,147,605	\$14,631,730	\$7,515,875	\$0	\$7,515,875
			Due to Other Funds		(\$1,812,811)
			TOTAL DISTRICT OBLIGATIONS:		\$5,703,064

CITY OF NEENAH
TIF #8 (DOWNTOWN/DOTY ISLAND REDEVELOPMENT)
March 31, 2017

DESCRIPTION	CUMULATIVE ACTUAL @ DEC. 31, 2016	Y-T-D THROUGH MAR. 31, 2017	BUDGETED THROUGH DEC. 31, 2017	CUMULATIVE SEVENTEEN YEARS ACTUAL THRU 3/31/17	CUMULATIVE SEVENTEEN YEARS TID PLAN THRU 2017
REVENUES:					
Property Tax Increment	\$11,664,164	\$1,284,393	\$1,535,533	\$12,948,557	\$16,648,069
Construction Shortfall Payments	237,990	0	0	237,990	0
Capital Borrowing	37,295,467	0	35,000	37,295,467	35,218,850
Ground Lease Payments	65,098	0	0	65,098	0
Community Development Block Grant	268,000	0	0	268,000	0
State DNR Funding	2,010,578	0	0	2,010,578	0
Brownsfield Grant	500,000	0	0	500,000	0
Private Contributions	936,928	0	0	936,928	0
Lease Rental	32,188	0	0	32,188	0
Transfer from TIF #7	2,293,717	0	609,045	2,293,717	0
Interest Income/Misc.	1,265,629	0	5,000	1,265,629	936,511
TOTAL REVENUES	\$56,569,759	\$1,284,393	\$2,184,578	\$57,854,152	\$52,803,430
EXPENDITURES:					
Direct Development Costs	\$33,351,618	\$849	\$25,000	\$33,352,467	\$35,048,850
Land Sale Preparation	0	0	0	0	Inc.
Debt Service - Principal	7,584,591	1,634,435	1,634,435	9,219,026	8,382,013
Debt Service - Interest	15,638,415	115,874	975,844	15,754,289	16,844,079
Administrative Costs	1,066,900	33,757	106,000	1,100,657	2,244,483
Promotion & Marketing	113,324	969	10,000	114,293	170,000
Sundry Costs	1,143,900	0	11,000	1,143,900	Inc.
TOTAL EXPENDITURES	\$58,898,748	\$1,785,884	\$2,762,279	\$60,684,632	\$62,689,425
Net Revenue Over (Under) Expenditures	(\$2,328,989)	(\$501,491)	(\$577,701)	(\$2,830,480)	(\$9,885,995)

LONG TERM OUTSTANDING DEBT FOR THIS DISTRICT

ISSUE	ORIGINAL ISSUE	PD PRIOR 3/31/17	OUTSTANDING 3/31/17	BALANCE DUE 2017	OUTSTANDING 12/31/17
2000 Promissory Note (Refunded 2004)	\$208,033	\$208,033	\$0	\$0	\$0
2002 Promissory Note	10,000	10,000	0	0	0
2003 Promissory Note	400,000	400,000	0	0	0
2004 Refunding Note	331,967	331,967	0	0	0
2004C Promissory Note	2,200,000	904,752	1,295,248	0	1,295,248
2004E Promissory Note	975,000	975,000	0	0	0
2004 CDA Lease Rev. Bonds(Refunded 2013)	0	0	0	0	0
2005 Promissory Note (Refunded 2012)	814,880	814,880	0	0	0
2006 Promissory Note (Refunded 2012/2013)	1,837,440	1,837,440	0	0	0
2008 Promissory Note(Refunded 2013)	73,625	73,625	0	0	0
2008 CDA Lease Rev. Bonds(Refunded 2016)	3,255,000	1,110,000	2,145,000	365,000	1,780,000
2009 Promissory Note	1,695,000	0	1,695,000	0	1,695,000
2009 Refunding Note	1,540	1,540	0	0	0
2010 Refunding Note	10,000	10,000	0	0	0
2011 Promissory Note	490,000	185,000	305,000	0	305,000
2012 Promissory Note	165,000	0	165,000	0	165,000
2012 Refunding	1,439,862	98,842	1,341,020	0	1,341,020
2013 Refunding CDA	17,620,000	495,000	17,125,000	580,000	16,545,000
2013 Refunding	1,120,910	330,525	790,385	0	790,385
2013 Promissory Note	715,000	265,000	450,000	0	450,000
2014 Promissory Note	260,000	70,000	190,000	0	190,000
2015 Promissory Note	162,210	72,422	89,788	0	89,788
2016 Promissory Note	10,000	0	10,000	0	10,000
2016 Refunding	3,500,000	50,000	3,450,000	30,000	3,420,000
	\$37,295,467	\$8,244,026	\$29,051,441	\$975,000	\$28,076,441
			Due to Other Funds		\$2,830,480
			TOTAL DISTRICT OBLIGATIONS:		\$30,906,921

CITY OF NEENAH
TIF #9 (U.S. Hwy 41 Industrial Corridor)
March 31, 2017

<u>DESCRIPTION</u>	CUMULATIVE ACTUAL @ DEC. 31, 2016	Y-T-D THROUGH ACTUAL @ MAR. 31	BUDGETED THROUGH DEC. 31, 2017	CUMULATIVE THREE YEARS ACTUAL THRU 3/31/17	CUMULATIVE THREE YEARS TID PLAN 2017
REVENUES:					
Property Tax Increment	\$0	\$112,809	\$162,265	\$112,809	\$24,000
Capital Borrowing	470,000	0	815,000	470,000	495,000
DOT Grant	0	0	0	0	0
Land Sales	0	0	0	0	0
Interest Income/Misc.	10,497	775	1,000	11,272	0
TOTAL REVENUES	\$480,497	\$113,584	\$978,265	\$594,081	\$519,000
EXPENDITURES:					
Direct Development Costs	\$95,984	\$3,598	\$800,000	\$99,582	\$400,000
Land Sale Preparation	0	0	0	0	0
Debt Service - Principal	0	0	0	0	112,316
Debt Service - Interest	3,373	7,115	11,653	10,488	27,583
Administrative Costs	65,000	9,750	35,000	74,750	60,000
Promotion & Marketing	3,567	0	15,000	3,567	95,000
Developer Reimbursement	0	0	0	0	0
Sundry Costs	7,567	0	2,000	7,567	Inc.
TOTAL EXPENDITURES	\$175,491	\$20,463	\$863,653	\$195,954	\$694,899
Net Revenue Over (Under) Expenditures	\$305,006	\$93,121	\$114,612	\$398,127	(\$175,899)

LONG TERM OUTSTANDING DEBT FOR THIS DISTRICT

<u>ISSUE</u>	ORIGINAL ISSUE	PD PRIOR 3/31/17	OUTSTANDING 3/31/17	BALANCE DUE 2017	OUTSTANDING 12/31/17
2015 Promissory Note	125,000	0	125,000	0	125,000
2016 Promissory Note	345,000	0	345,000	0	345,000
	<u>\$470,000</u>	<u>\$0</u>	<u>\$470,000</u>	<u>\$0</u>	<u>\$470,000</u>
			Due to Other Funds		(\$398,127)
			TOTAL DISTRICT OBLIGATIONS:		\$71,873

CITY OF NEENAH
TIF #10 (Near Downtown District)
March 31, 2017

<u>DESCRIPTION</u>	<u>CUMULATIVE ACTUAL @ DEC. 31, 2016</u>	<u>Y-T-D THROUGH ACTUAL @ MAR. 31</u>	<u>BUDGETED THROUGH DEC. 31, 2017</u>	<u>CUMULATIVE THREE YEARS ACTUAL THRU 3/31/17</u>	<u>CUMULATIVE THREE YEARS TID PLAN 2017</u>
REVENUES:					
Property Tax Increment	\$0	\$0	(\$1,009)	\$0	\$145,200
Capital Borrowing	1,665,000	1,190,000	1,190,000	2,855,000	1,425,000
DOT Grant	0	0	0	0	0
Land Sales	0	0	0	0	0
Transfer from Public Infrastructure	0	0	0	0	0
Contributions	100,000	5,500	0	105,500	0
Interest Income/Misc.	28,660	1,491	1,000	30,151	0
TOTAL REVENUES	\$1,793,660	\$1,196,991	\$1,189,991	\$2,990,651	\$1,570,200
EXPENDITURES:					
Direct Development Costs	\$614,876	\$390,525	\$1,175,000	\$1,005,401	\$1,395,000
Debt Service - Principal	0	0	0	0	106,247
Debt Service - Interest	42,563	22,145	41,939	64,708	5,316
Administrative Costs	26,250	9,750	36,000	36,000	75,000
Promotion & Marketing	37,301	(846)	15,000	36,455	30,000
Developer Reimbursement	0	0	0	0	0
Sundry Costs	21,635	0	1,000	21,635	2,000
TOTAL EXPENDITURES	\$742,625	\$421,574	\$1,268,939	\$1,164,199	\$1,613,563
Net Revenue Over (Under) Expenditures	\$1,051,035	\$775,417	(\$78,948)	\$1,826,452	(\$43,363)

LONG TERM OUTSTANDING DEBT FOR THIS DISTRICT

<u>ISSUE</u>	<u>ORIGINAL ISSUE</u>	<u>PD PRIOR 3/31/17</u>	<u>OUTSTANDING 3/31/17</u>	<u>BALANCE DUE 2017</u>	<u>OUTSTANDING 12/31/17</u>
2015 Promissory Note	1,350,000	0	1,350,000	0	1,350,000
2016 Promissory Note	315,000	0	315,000	0	315,000
	\$1,665,000	\$0	\$1,665,000	\$0	\$1,665,000
			Due to Other Funds		(\$1,826,452)
			TOTAL DISTRICT OBLIGATIONS:		(\$161,452)

**CITY OF NEENAH
EXPENDABLE TRUST FUNDS
As of March 31, 2017**

CEMETERY

Perpetual Care	\$1,271,014	
Flower Fund	164,404	
Gus Toepel Burial Fund	5,051	
Total Cemetery		\$1,440,469

PARKS & RECREATION

Park Development - Arrowhead	\$5,127	
Park Development - Minergy	129,589	
Alice Jean-Arrowhead	7,731	
Trees for the Living	17,645	
Park Benches	7,691	
Babcock Memorial/Kimberly Point	45,244	
Riverside (Nielsen)	5,274	
Riverside Players	6,706	
Neenah Community Band	10,970	
German Band	3,758	
Brent Peppert Scholarship	1,916	
Dance Band	473	
Park Land Acquisition	4,979	
Park & Playground Equipment	12,182	
Soccer	4,620	
Doty Cabin	3,938	
Fun Run	16,483	
Fun Run Scholarships	0	
All Other Contributions	2,538	
Shattuck Park Live Music	1,681	
Carpenter Preserve	26,463	
Nickolas Band Scholarship	2,908	
Classic Boat Show	197	
Puzzle Sales	213	
Archery Range	(78)	
Total Park and Recreation		\$318,248

NEENAH PUBLIC LIBRARY

\$1,382,676

CIVIC & SOCIAL

Clock Tower Maintenance	4,684	
Marigen Carpenter Tree Fund	45,858	
CommunityFest	22,440	
Sale of Compost	70,867	
Miscellaneous/Other	2,530	
Health/Emergency Government-Other	5	
City Wear	545	
Neenah Time Capsule	(1,121)	
Total Civic and Social		\$145,808

POLICE DEPARTMENT

Drug Education	261	
Crime Prevention	4,046	
Court Ordered	4,289	
Program for Kids	547	
Good Samaritan	1,749	
Police Equipment	(6,479)	
Choices	955	
Grant Reimbursement	14,383	
Great	804	
Other Training	32,273	
Training Grant-SWAT	52,726	
All Other Contributions	1,542	
Forensic	4,697	
K-9 Project	(11,443)	
Total Police		\$100,350

FIRE DEPARTMENT

Santa Float	0	
Public Education/Programs	3,975	
Fire Equipment	1,275	
Fire Miscellaneous	(4,230)	
Dive Team	4,213	
Total Fire		\$5,233

DIAL-A-RIDE

\$70,273

TOTAL TRUST FUNDS

\$3,463,057

CITY OF NEENAH
Summary of Industrial Development Fund
2007 through March 31, 2017

	<u>REVENUES</u>	<u>EXPENDITURES</u>	<u>ACCOUNT BALANCE</u>
BALANCE @ 1/1/06			<u>\$17,277.17</u>
<u>2007</u>			
2007 County Contribution	\$11,922.85		
Transfer to General Fund (Recruitment/Retention & Storm Water/Misc. Studies)		20,000.00	- (8,077.15)
BALANCE @ 12/31/07			<u>\$9,200.02</u>
<u>2008</u>			
2008 County Contribution	\$11,871.00		
Transfer to General Fund (Recruitment/Retention & Storm Water/Misc. Studies)		20,000.00	- (8,129.00)
BALANCE @ 12/31/08			<u>\$1,071.02</u>
<u>2009</u>			
2009 County Contribution	\$11,876.00		
Transfer to General Fund (Recruitment/Retention & Storm Water/Misc. Studies)		20,000.00	- (8,124.00)
BALANCE @ 12/31/09			<u>(\$7,052.98)</u>
<u>2010</u>			
2010 County Contribution	11,116.00		
Repayment from T.I.D. #6	62,500.00		
Transfer to General Fund (Recruitment/Retention & Storm Water/Misc. Studies)		21,000.00	- 52,616.00
BALANCE @ 12/31/10			<u>45,563.02</u>
<u>2011</u>			
2011 County Contribution	11,945.00		
Transfer to General Fund (Recruitment/Retention & Storm Water/Misc. Studies)		21,700.00	- (9,755.00)
BALANCE @ 12/31/11			<u>35,808.02</u>
<u>2012</u>			
2012 County Contribution	11,013.00		
Expenditures		3,758.57	
Transfer to General Fund (Recruitment/Retention & Storm Water/Misc. Studies)		21,700.00	- (14,445.57)
BALANCE @ 12/31/12			<u>21,362.45</u>
<u>2013</u>			
2013 County Contribution	11,000.00		
Expenditures		2,798.00	
Transfer to General Fund (Recruitment/Retention & Storm Water/Misc. Studies)		10,000.00	- (1,798.00)
BALANCE @ 12/31/13			<u>19,564.45</u>
<u>2014</u>			
2014 County Contribution	25,750.00		
Expenditures		2,810.00	
Transfer to General Fund (Recruitment/Retention & Storm Water/Misc. Studies)		5,000.00	- 17,940.00
BALANCE @ 12/31/14			<u>37,504.45</u>
<u>2015</u>			
2015 County Contribution	25,833.00		
Expenditures		3,935.00	
Transfer to General Fund (Recruitment/Retention & Storm Water/Misc. Studies)		5,000.00	- 16,898.00
BALANCE @ 12/31/15			<u>54,402.45</u>
<u>2016</u>			
2016 County Contribution	25,871.00		
Expenditures		15,110.00	
Transfer to General Fund (Recruitment/Retention & Storm Water/Misc. Studies)		5,000.00	- 5,761.00
BALANCE @ 12/31/16			<u>60,163.45</u>
<u>2017</u>			
2017 County Contribution	29,176.00		
Expenditures		2,234.00	
Transfer to General Fund (Recruitment/Retention & Storm Water/Misc. Studies)		1,250.00	- 25,692.00
BALANCE @ 3/31/17			<u>85,855.45</u>

**CITY OF NEENAH
PET LICENSE REPORT
MARCH 31, 2017**

	2017				2016			
	DOG	CAT	TOTAL PETS	TOTAL FEES	DOG	CAT	TOTAL PETS	TOTAL FEES
JAN-MARCH	1,136	200	1,336	\$8,501.00	1,098	192	1,290	\$8,155.00
APRIL-JUNE					255	48	303	\$3,018.00
JULY-SEPT					106	25	131	\$1,166.00
OCT-DEC					33	10	43	\$398.00
TOTAL YTD					1,492	275	1,767	\$12,737.00

TEN YEAR SUMMARY OF PET LICENSES AND FEES

YEAR	DOG	CAT	TOTAL PETS	TOTAL FEES
2008	1,128	156	1,284	\$9,588.00
2009	1,220	173	1,393	\$10,613.00
2010	1,278	161	1,439	\$10,329.00
2011	1,210	152	1,362	\$9,933.50
2012	1,262	180	1,442	\$10,454.00
2013	1,350	203	1,553	\$11,280.00
2014	1,454	228	1,682	\$12,253.00
2015	1,425	249	1,674	\$12,041.00
2016	1,492	275	1,767	\$12,737.00
JAN-MAR	1,136	200	1,336	\$8,501.00

2017 PERMIT TOTAL REVENUE

		GREEN (CHURCH ST RAMP) OC	PURPLE (MARKETPLACE) OL	ORANGE (CLOCKTOWER)	BLUE (PRESBY) OA	RED (CITY HALL/WALNUT ST) OL	YELLOW (GATEWAY) GE	ASSOC BANK LOT	ERA LOT	MILLVIEW LOT	X-MILL LOT	ARROWHEAD LOT	TYPE TOTAL	MONTHLY TOTALS	FIRST QUARTER TOTAL
JANUARY	MONTHLY	\$ 4,474.00	\$ -	\$ -	\$ 2,241.90	\$ 1,317.60	\$ -	\$ 972.00	\$ -	\$ -	\$ 726.30	\$ 564.60	\$ 10,296.40	\$ 28,891.35	REVENUE PERMITS \$ 49,723.91 5013
	QUARTERLY	\$ 1,962.00	\$ 594.00	\$ 756.00	\$ 2,106.00	\$ 12,004.20	\$ -	\$ -	\$ -	\$ -	\$ -	\$ -	\$ 17,422.20		
	ANNUALLY METER	\$ -	\$ 1,056.00	\$ -	\$ -	\$ -	\$ 116.75	\$ -	\$ -	\$ -	\$ -	\$ -	\$ 1,056.00		SECOND QUARTER TOTAL REVENUE PERMITS
	TOTAL REVENUE	\$ 6,436.00	\$ 1,650.00	\$ 756.00	\$ 4,347.90	\$ 13,438.55	\$ -	\$ 972.00	\$ -	\$ -	\$ 726.30	\$ 564.60	\$ 116.75		
	TOTAL PERMITS	940	17	14	190	340	0	72	0	0	46	50	1669		
FEBRUARY	MONTHLY	\$ 4,555.00	\$ -	\$ -	\$ 2,205.90	\$ 1,317.60	\$ -	\$ 972.00	\$ -	\$ -	\$ 726.30	\$ 564.60	\$ 10,341.40	\$ 10,422.82	REVENUE PERMITS \$ -
	QUARTERLY	\$ -	\$ -	\$ -	\$ -	\$ -	\$ -	\$ -	\$ -	\$ -	\$ -	\$ -	\$ -		
	ANNUALLY METER	\$ -	\$ -	\$ -	\$ -	\$ -	\$ 81.42	\$ -	\$ -	\$ -	\$ -	\$ -	\$ 81.42		THIRD QUARTER TOTAL REVENUE PERMITS
	TOTAL REVENUE	\$ 4,555.00	\$ -	\$ -	\$ 2,205.90	\$ 1,399.02	\$ -	\$ 972.00	\$ -	\$ -	\$ 726.30	\$ 564.60	\$ 81.42		
	TOTAL PERMITS	940	17	14	190	353	0	72	0	0	46	50	1682		
MARCH	MONTHLY	\$ 4,519.00	\$ -	\$ -	\$ 2,241.00	\$ 1,317.60	\$ -	\$ 972.00	\$ -	\$ -	\$ 726.30	\$ 564.60	\$ 10,340.50	\$ 10,409.74	REVENUE PERMITS \$ -
	QUARTERLY	\$ -	\$ -	\$ -	\$ -	\$ -	\$ -	\$ -	\$ -	\$ -	\$ -	\$ -	\$ -		
	ANNUALLY METER	\$ -	\$ -	\$ -	\$ -	\$ -	\$ 69.24	\$ -	\$ -	\$ -	\$ -	\$ -	\$ 69.24		JAN-SEPT TOTAL
	TOTAL REVENUE	\$ 4,519.00	\$ -	\$ -	\$ 2,241.00	\$ 1,386.84	\$ -	\$ 972.00	\$ -	\$ -	\$ 726.30	\$ 564.60	\$ 69.24		
	TOTAL PERMITS	938	17	14	193	332	0	72	0	0	46	50	1662		

**CITY OF NEENAH
BOAT LAUNCHING PERMIT REPORT
MARCH 31, 2017**

Year	Daily	Seasonal		Total Receipts
		Regular	Senior	
2008	1,804	739	456	\$24,641.65
2009	1,710	715	495	\$24,139.06
2010	1,972	693	487	\$25,058.43
2011	2,153	685	536	\$26,344.83
2012	2,242	682	625	\$27,610.55
2013	1,428	613	652	\$29,324.67
2014	1,639	568	634	\$29,880.71
2015	1,350	528	702	\$27,923.11
2016	1,330	475	703	\$27,016.94
JAN-MAR	0	53	110	\$2,542.00

- Note:**
- (1) 1997 - Cost increased to \$10 for regular, \$5 for over 65 and \$5 for daily boat launch permit.
 - (2) 2004 - Cost increased to \$15 for regular, \$10 for over 65 and \$5 for daily boat launch permit.
 - (3) 2007 - Cost remained the same as 2006, age changed; regular permits are for under 55 years of age, senior permits are for 55 and over.
 - (4) 2013 – Cost increased to \$18 for regular, \$13 for senior and \$7 for daily boat launch permits.
 - (5) 2017 – Cost increased to \$19 for regular, \$14 for senior. Daily fee is \$7.

**CITY OF NEENAH
HOTEL/MOTEL ROOM TAX
First Quarter 2017**

Motel/Hotel	Room Tax Payment					
	10% Total Taxes	1% City Share	3% CVB Allocation*	3% Exhib. Cnt. Allocation	1% Facility Allocation	2% PAC Allocation
Aunt T's B & B, LLC*	\$0.00	\$0.00	\$0.00	\$0.00	\$0.00	\$0.00
Best Western Bridgewood Resort Hotel	56,057.91	\$5,605.79	\$16,817.37	\$16,817.37	\$5,605.79	\$11,211.58
Days Inn	9,294.60	\$929.46	\$2,788.38	\$2,788.38	\$929.46	\$1,858.92
Riverwalk Hotel	16,592.51	\$1,659.25	\$4,977.75	\$4,977.75	\$1,659.25	\$3,318.50
Parkway Motel	1,140.85	\$114.09	\$342.26	\$342.26	\$114.09	\$228.17
Twin City Motel	1,576.37	\$157.64	\$472.91	\$472.91	\$157.64	\$315.27
	<u>84,662.24</u>	<u>8,466.22</u>	<u>25,398.67</u>	<u>25,398.67</u>	<u>8,466.22</u>	<u>16,932.45</u>
						<u>84,662.24</u>
* City Retains 5% (\$1,269.94)		<u>1,269.94</u>	<u>(1,269.94)</u>			
		<u>9,736.16</u>	<u>24,128.73</u>			